



NATIONAL BUREAU OF STATISTICS

# Transport Fare Watch

(AUGUST 2020)



**Report Date: September 2020**

***Data Source: National Bureau of Statistics (NBS)***

# CONTENTS

<b>Executive Summary</b> .....	1
<b>Average Transport Fare Across States</b>	
-States Bus Journey Within City, Per Drop Constant Route .....	2
-States Bus Journey Intercity, State Route, Charge per person .....	3
-Air Fare Charge for Specified Routes Single Journey .....	4
-Journey by Motorcycle (Okada) Per Drop .....	5
-Waterway Passenger Transport .....	6
<b>Average Transport Fare by Categories - All States</b>	
Abia .....	7
Abuja .....	8
Adamawa .....	9
Akwa Ibom .....	10
Anambra .....	11
Bauchi .....	12
Bayelsa .....	13
Benue .....	14
Borno .....	15
Cross River .....	16
Delta .....	17
Ebonyi .....	18
Edo .....	19
Ekiti .....	20
Enugu .....	21
Gombe .....	22
Imo .....	23
Jigawa .....	24
Kaduna .....	25
Kano .....	26
Katsina .....	27
Kebbi .....	28
Kogi .....	29
Kwara .....	30
Lagos .....	31
Nassarawa .....	32
Niger .....	33
Ogun .....	34
Ondo .....	35
Osun .....	36
Oyo .....	37
Plateau .....	38
Rivers .....	39
Sokoto .....	40
Taraba .....	41
Yobe .....	42
Zamfara .....	43
<b>Methodology</b> .....	44
<b>Acknowledgment and Contact</b> .....	45

## EXECUTIVE SUMMARY

The Transport fare Watch report for August 2020 covers the following categories namely bus journey within the city per drop constant route; bus journey intercity, state route, charge per person; air fare charge for specified routes single journey; journey by motorcycle (Okada) per drop; and water way passenger transport.

Average fare paid by commuters for bus journey within the city increased by 12.70% month-on-month and by 48.02% year-on-year to N278.88 in August 2020 from N247.46 in July 2020. States with highest bus journey fare within city were Zamfara (N550.10), Cross River (N400.00) and Ekiti (N386.67) while States with lowest bus journey fare within city were Bauchi (N162.41), Kebbi (N180.18) and Rivers (N182.40).

Average fare paid by commuters for bus journey intercity increased by 8.69% month-on-month and by 26.98% year-on-year to N2,063.12 in August 2020 from N1,898.14 in July 2020. States with highest bus journey fare intercity were Abuja FCT (N4,234.00), Sokoto (N2,953.27) and Lagos (N2,943.27) while States with lowest bus journey fare within city were Bayelsa (N1,300.00), Bauchi (N1,321.50) and Edo (N1,435.21).

Average fare paid by air passengers for specified routes single journey increased by 5.60% month-on-month and by 26.56% year-on-year to N38,659.86 in August 2020 from N36,611.22 in July 2020. States with highest air fare were Abuja FCT (N43,000.00), Lagos (N40,600.00), Borno (N40,000.00) while States with lowest air fare were Ekiti (N37,450.00), Akwa Ibom/Edo (N37,500.00), and Nassarawa (N37,600.00).

Average fare paid by commuters for journey by motorcycle per drop increased by 14.37% month-on-month and by 63.48% year-on-year to N197.23 in August 2020 from N172.46 in July 2020. States with highest journey fare by motorcycle per drop were Kogi (N300.54), Rivers (N300.48) and Lagos (N300.00) while states with lowest journey fare by motorcycle per drop were Adamawa (N80.24), Katsina (N97.40) and Kebbi (N100.25).

Average fare paid by passengers for water way passenger transport increased by 5.79% month-on-month and by 24.33% year-on-year to N685.82 in August 2020 from N648.26 in July 2020. States with highest fare by water way passenger transport were Rivers (N2,005.61), Delta (N2,000.00) and Bayelsa (N1,980.60) while states with lowest fare by water way passenger transport were Borno (N194.95), Gombe (N200.00) and Abuja FCT (N268.47).

# TRANSPORT FARE WATCH - AUGUST 2020

## Average Transport Fare Across States -Bus Journey Within City , Per Drop Constant Route



YoY = 48.02%

**N188.41**

**AUGUST 2019 Average**



**AVERAGE**

**N278.88**



MoM = 12.70%

**N247.46**

**JULY 2020 Average**

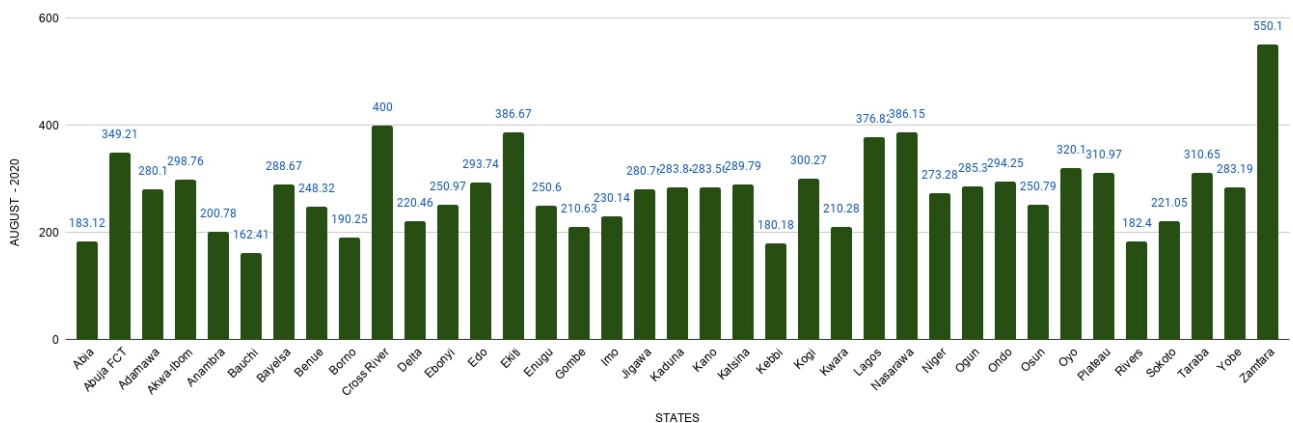
### STATES WITH THE HIGHEST AVERAGE PRICES IN AUGUST 2020

	August - 20	YoY %	MoM %
ZAMFARA	<b>N550.10</b>	<b>72.99%</b>	<b>9.93%</b>
CROSS RIVER	<b>N400.00</b>	<b>25.00%</b>	<b>14.29%</b>
EKITI	<b>N386.67</b>	<b>76.56%</b>	<b>11.03%</b>

### STATES WITH THE LOWEST AVERAGE PRICES IN AUGUST 2020

	August - 20	YoY %	MoM %
BAUCHI	<b>N162.41</b>	<b>62.41%</b>	<b>11.93%</b>
KEBBI	<b>N180.18</b>	<b>-29.34%</b>	<b>5.86%</b>
RIVERS	<b>N182.40</b>	<b>23.24%</b>	<b>7.29%</b>

BUS JOURNEY WITHIN CITY , PER DROP CONSTANT ROUTE



# TRANSPORT FARE WATCH - AUGUST 2020

## Average Transport Fare Across States

### -Bus Journey Intercity, State Route, Charge Per Person



YoY = 26.98%

**N1624.76**

**AUGUST 2019 Average**



**AVERAGE**

**N2063.12**



MoM = 8.69%

**N1898.14**

**JULY 2020 Average**

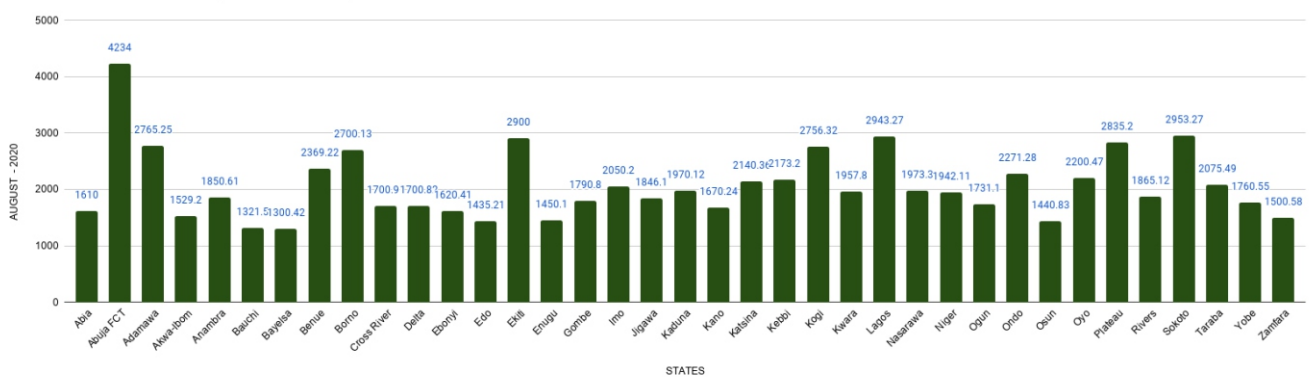
#### STATES WITH THE HIGHEST AVERAGE PRICES IN AUGUST 2020

	August - 20	YoY %	MoM %
ABUJA FCT	<b>N4234.00</b>	<b>1.90%</b>	<b>1.05%</b>
SOKOTO	<b>N2953.27</b>	<b>57.93%</b>	<b>8.02%</b>
LAGOS	<b>N2943.27</b>	<b>29.66%</b>	<b>15.47%</b>

#### STATES WITH THE LOWEST AVERAGE PRICES IN AUGUST 2020

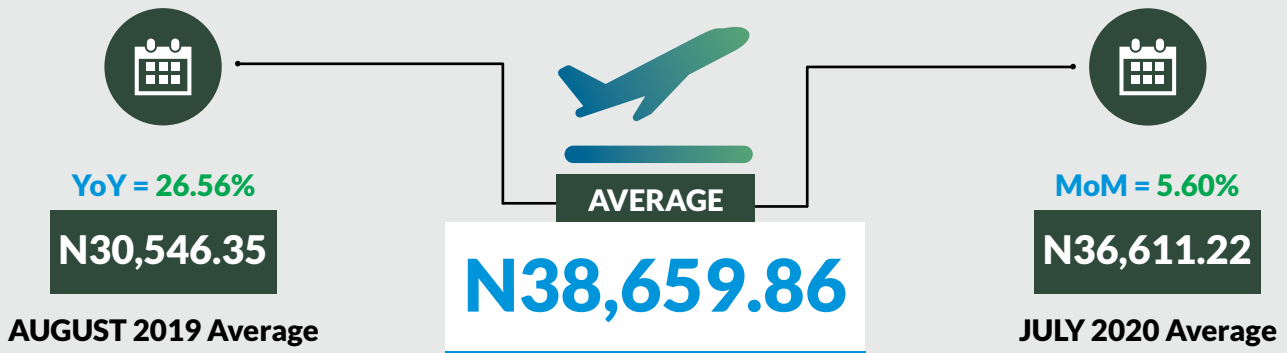
	August - 20	YoY %	MoM %
BAYELSA	<b>N1300.42</b>	<b>30.30%</b>	<b>1.31%</b>
BAUCHI	<b>N1321.50</b>	<b>33.89%</b>	<b>5.70%</b>
EDO	<b>N1435.21</b>	<b>40.71%</b>	<b>6.31%</b>

BUS JOURNEY INTERCITY, STATE ROUTE, CHARGE PER PERSON



# TRANSPORT FARE WATCH - AUGUST 2020

## Average Transport Fare Across States -Air Fare Charge For Specified Routes Single Journey



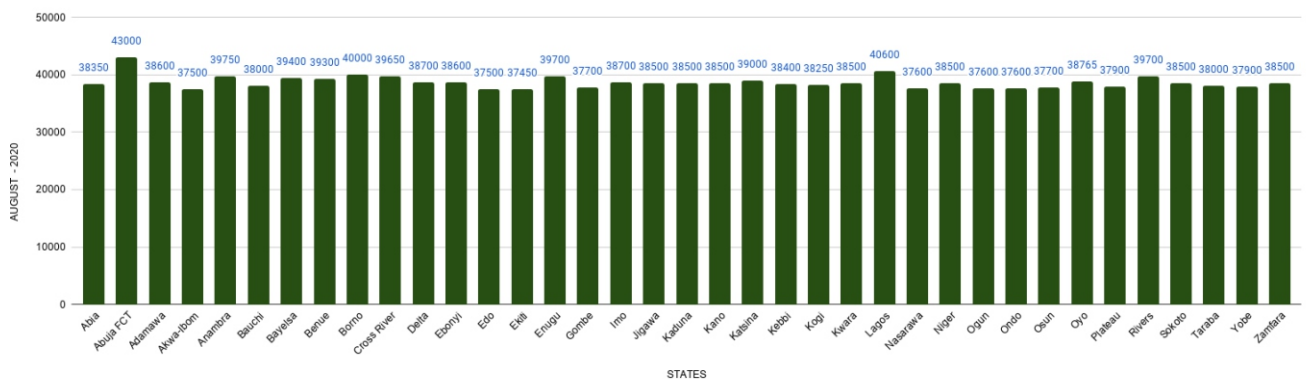
### STATES WITH THE HIGHEST AVERAGE PRICES IN AUGUST 2020

	August - 20	YoY%	MoM%
ABUJA FCT	N43000.00	28.36%	10.26%
LAGOS	N40600.00	21.59%	2.53%
BORNO	N40000.00	28.41%	5.26%

### STATES WITH THE LOWEST AVERAGE PRICES IN AUGUST 2020

	August - 20	YoY%	MoM%
EKITI	N37450.00	32.43%	5.64%
AKWA-IBOM	N37500.00	35.97%	22.95%
EDO	N37500.00	19.62%	2.74%

AIR FARE CHARGE FOR SPECIFIED ROUTES SINGLE JOURNEY



# TRANSPORT FARE WATCH - AUGUST 2020

## Average Transport Fare Across States -Journey by Motorcycle (Okada) Per Drop



YoY = 63.48%

**N120.65**

AUGUST 2019 Average



AVERAGE

**N197.23**



MoM = 14.37%

**N172.46**

JULY 2020 Average

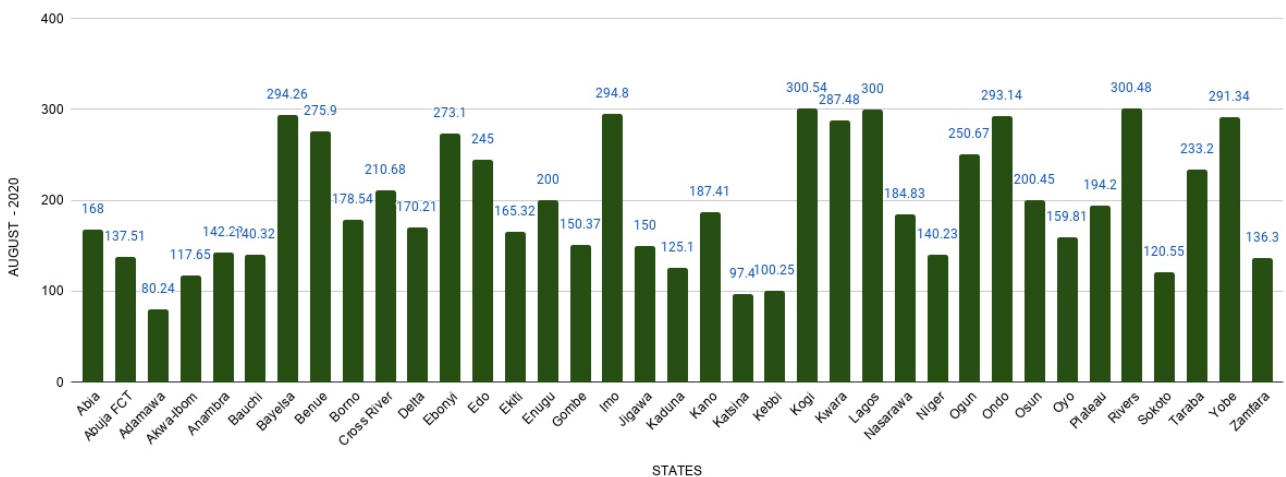
### STATES WITH THE HIGHEST AVERAGE PRICES IN AUGUST 2020

	August - 20	YoY%	MoM%
KOGI	<b>N300.54</b>	<b>62.45%</b>	<b>3.78%</b>
RIVERS	<b>N300.48</b>	<b>50.24%</b>	<b>2.13%</b>
LAGOS	<b>N300.00</b>	<b>71.43%</b>	<b>17.65%</b>

### STATES WITH THE LOWEST AVERAGE PRICES IN AUGUST 2020

	August - 20	YoY%	MoM%
ADAMAWA	<b>N80.24</b>	<b>33.73%</b>	<b>1.57%</b>
KATSINA	<b>N97.40</b>	<b>57.10%</b>	<b>14.45%</b>
KEBBI	<b>N100.25</b>	<b>59.13%</b>	<b>2.82%</b>

JOURNEY BY MOTORCYCLE (OKADA) PER DROP



# TRANSPORT FARE WATCH - AUGUST 2020

## Average Transport Fare Across States -Waterway Passenger Transport



YoY = 24.33%

**N551.62**

AUGUST 2019 Average



AVERAGE

**N685.82**



MoM = 5.79%

**N648.26**

JULY 2020 Average

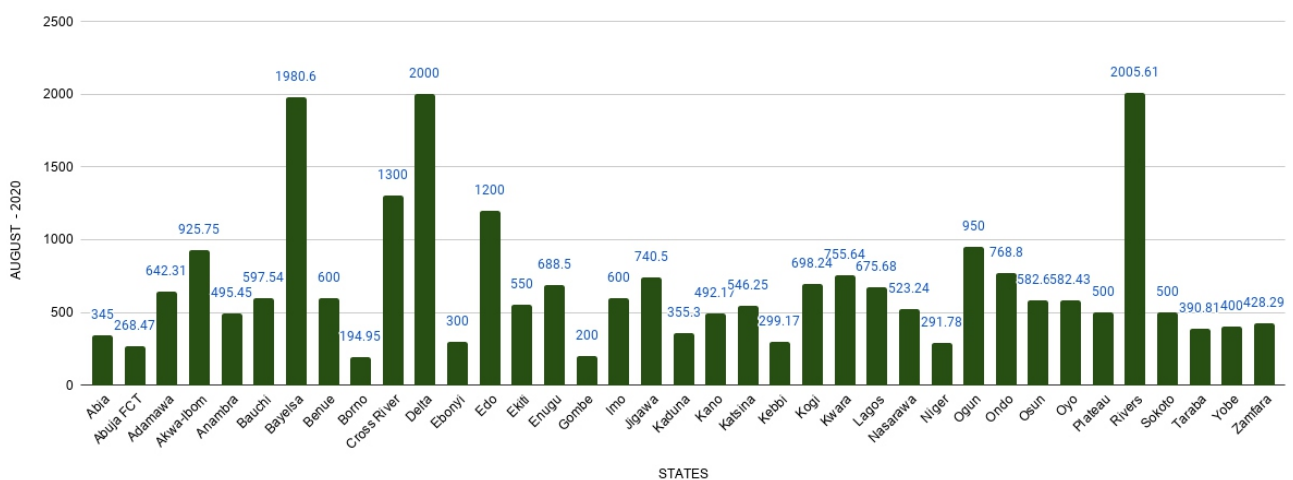
### STATES WITH THE HIGHEST AVERAGE PRICES IN AUGUST 2020

	August - 20	YoY%	MoM%
RIVERS	<b>N2005.61</b>	<b>12.05%</b>	<b>3.33%</b>
DELTA	<b>N2000.00</b>	<b>11.11%</b>	<b>0.00%</b>
BAYELSA	<b>N1980.60</b>	<b>8.23%</b>	<b>0.54%</b>

### STATES WITH THE LOWEST AVERAGE PRICES IN AUGUST 2020

	August - 20	YoY%	MoM%
BORNO	<b>N194.95</b>	<b>44.41%</b>	<b>40.25%</b>
GOMBE	<b>N200.00</b>	<b>9.29%</b>	<b>0.25%</b>
ABUJA FCT	<b>N268.47</b>	<b>22.03%</b>	<b>5.61%</b>

WATERWAY PASSENGER TRANSPORTATION



# TRANSPORT FARE WATCH - AUGUST 2020

## Average Transport Fare by Categories -Abia State



### AUGUST 2020



BUS JOURNEY  
WITHIN CITY,  
PER DROP  
CONSTANT ROUTE

**N183.12**



BUS JOURNEY  
INTERCITY,  
STATE ROUTE,  
CHARGE PER PERSON

**N1610.00**



AIR FARE CHARGE  
FOR SPECIFIED  
ROUTES SINGLE  
JOURNEY

**N38350.00**



JOURNEY BY  
MOTORCYCLE  
(OKADA)  
PER DROP

**N168.00**



WATER TRANSPORT:  
WATER WAY  
PASSENGER  
TRANSPORTATION

**N345.00**

### JULY 2020



BUS JOURNEY  
WITHIN CITY,  
PER DROP  
CONSTANT ROUTE

**N181.50**



BUS JOURNEY  
INTERCITY,  
STATE ROUTE,  
CHARGE PER PERSON

**N1594.30**



AIR FARE CHARGE  
FOR SPECIFIED  
ROUTES SINGLE  
JOURNEY

**N35550.00**



JOURNEY BY  
MOTORCYCLE  
(OKADA)  
PER DROP

**N168.00**



WATER TRANSPORT:  
WATER WAY  
PASSENGER  
TRANSPORTATION

**N330.00**

### YoY % & MoM %



BUS JOURNEY  
WITHIN CITY,  
PER DROP  
CONSTANT ROUTE

YoY % = 25.42  
MoM % = 0.89



BUS JOURNEY  
INTERCITY,  
STATE ROUTE,  
CHARGE PER PERSON

YoY % = 19.26  
MoM % = 0.98



AIR FARE CHARGE  
FOR SPECIFIED  
ROUTES SINGLE  
JOURNEY

YoY % = 15.10  
MoM % = 7.88



JOURNEY BY  
MOTORCYCLE  
(OKADA)  
PER DROP

YoY % = 21.74  
MoM % = 0.00



WATER TRANSPORT:  
WATER WAY  
PASSENGER  
TRANSPORTATION

YoY % = 27.78  
MoM % = 4.55

# TRANSPORT FARE WATCH - AUGUST 2020

## Average Transport Fare by Categories -FCT Abuja



### AUGUST 2020



BUS JOURNEY  
WITHIN CITY,  
PER DROP  
CONSTANT ROUTE

**N349.21**



BUS JOURNEY  
INTERCITY,  
STATE ROUTE,  
CHARGE PER PERSON

**N4234.00**



AIR FARE CHARGE  
FOR SPECIFIED  
ROUTES SINGLE  
JOURNEY

**N43000.00**



JOURNEY BY  
MOTORCYCLE  
(OKADA)  
PER DROP

**N137.51**



WATER TRANSPORT:  
WATER WAY  
PASSENGER  
TRANSPORTATION

**N268.47**

### JULY 2020



BUS JOURNEY  
WITHIN CITY,  
PER DROP  
CONSTANT ROUTE

**N343.10**



BUS JOURNEY  
INTERCITY,  
STATE ROUTE,  
CHARGE PER PERSON

**N4190.00**



AIR FARE CHARGE  
FOR SPECIFIED  
ROUTES SINGLE  
JOURNEY

**N39000.00**



JOURNEY BY  
MOTORCYCLE  
(OKADA)  
PER DROP

**N133.40**



WATER TRANSPORT:  
WATER WAY  
PASSENGER  
TRANSPORTATION

**N254.20**

### YoY % & MoM %



BUS JOURNEY  
WITHIN CITY,  
PER DROP  
CONSTANT ROUTE

**YoY % = 20.42**  
**MoM % = 1.78**



BUS JOURNEY  
INTERCITY,  
STATE ROUTE,  
CHARGE PER PERSON

**YoY % = 1.90**  
**MoM % = 1.05**



AIR FARE CHARGE  
FOR SPECIFIED  
ROUTES SINGLE  
JOURNEY

**YoY % = 28.36**  
**MoM % = 10.26**



JOURNEY BY  
MOTORCYCLE  
(OKADA)  
PER DROP

**YoY % = 40.32**  
**MoM % = 3.08**



WATER TRANSPORT:  
WATER WAY  
PASSENGER  
TRANSPORTATION

**YoY % = 22.03**  
**MoM % = 5.61**

# TRANSPORT FARE WATCH - AUGUST 2020

## Average Transport Fare by Categories -Adamawa State



### AUGUST 2020



BUS JOURNEY  
WITHIN CITY,  
PER DROP  
CONSTANT ROUTE

**N280.10**



BUS JOURNEY  
INTERCITY,  
STATE ROUTE,  
CHARGE PER PERSON

**N2765.25**



AIR FARE CHARGE  
FOR SPECIFIED  
ROUTES SINGLE  
JOURNEY

**N38600.00**



JOURNEY BY  
MOTORCYCLE  
(OKADA)  
PER DROP

**N80.24**



WATER TRANSPORT:  
WATER WAY  
PASSENGER  
TRANSPORTATION

**N642.31**

### JULY 2020



BUS JOURNEY  
WITHIN CITY,  
PER DROP  
CONSTANT ROUTE

**N267.80**



BUS JOURNEY  
INTERCITY,  
STATE ROUTE,  
CHARGE PER PERSON

**N2700.00**



AIR FARE CHARGE  
FOR SPECIFIED  
ROUTES SINGLE  
JOURNEY

**N35600.00**



JOURNEY BY  
MOTORCYCLE  
(OKADA)  
PER DROP

**N79.00**



WATER TRANSPORT:  
WATER WAY  
PASSENGER  
TRANSPORTATION

**N628.40**

### YoY % & MoM %



BUS JOURNEY  
WITHIN CITY,  
PER DROP  
CONSTANT ROUTE

**YoY % = 11.15**  
**MoM % = 4.59**



BUS JOURNEY  
INTERCITY,  
STATE ROUTE,  
CHARGE PER PERSON

**YoY % = 9.30**  
**MoM % = 2.42**



AIR FARE CHARGE  
FOR SPECIFIED  
ROUTES SINGLE  
JOURNEY

**YoY % = 15.22**  
**MoM % = 8.43**



JOURNEY BY  
MOTORCYCLE  
(OKADA)  
PER DROP

**YoY % = 33.73**  
**MoM % = 1.57**



WATER TRANSPORT:  
WATER WAY  
PASSENGER  
TRANSPORTATION

**YoY % = 42.74**  
**MoM % = 2.21**

# TRANSPORT FARE WATCH - AUGUST 2020

## Average Transport Fare by Categories -Akwa Ibom State



### AUGUST 2020



BUS JOURNEY  
WITHIN CITY,  
PER DROP  
CONSTANT ROUTE

**N298.76**



BUS JOURNEY  
INTERCITY,  
STATE ROUTE,  
CHARGE PER PERSON

**N1529.20**



AIR FARE CHARGE  
FOR SPECIFIED  
ROUTES SINGLE  
JOURNEY

**N37500.00**



JOURNEY BY  
MOTORCYCLE  
(OKADA)  
PER DROP

**N117.65**



WATER TRANSPORT:  
WATER WAY  
PASSENGER  
TRANSPORTATION

**N925.75**

### JULY 2020



BUS JOURNEY  
WITHIN CITY,  
PER DROP  
CONSTANT ROUTE

**N294.30**



BUS JOURNEY  
INTERCITY,  
STATE ROUTE,  
CHARGE PER PERSON

**N1485.10**



AIR FARE CHARGE  
FOR SPECIFIED  
ROUTES SINGLE  
JOURNEY

**N30500.00**



JOURNEY BY  
MOTORCYCLE  
(OKADA)  
PER DROP

**N110.20**



WATER TRANSPORT:  
WATER WAY  
PASSENGER  
TRANSPORTATION

**N900.00**

### YoY % & MoM %



BUS JOURNEY  
WITHIN CITY,  
PER DROP  
CONSTANT ROUTE

**YoY % = 29.90**  
**MoM % = 1.52**



BUS JOURNEY  
INTERCITY,  
STATE ROUTE,  
CHARGE PER PERSON

**YoY % = 13.70**  
**MoM % = 2.97**



AIR FARE CHARGE  
FOR SPECIFIED  
ROUTES SINGLE  
JOURNEY

**YoY % = 35.97**  
**MoM % = 22.95**



JOURNEY BY  
MOTORCYCLE  
(OKADA)  
PER DROP

**YoY % = 17.65**  
**MoM % = 6.76**



WATER TRANSPORT:  
WATER WAY  
PASSENGER  
TRANSPORTATION

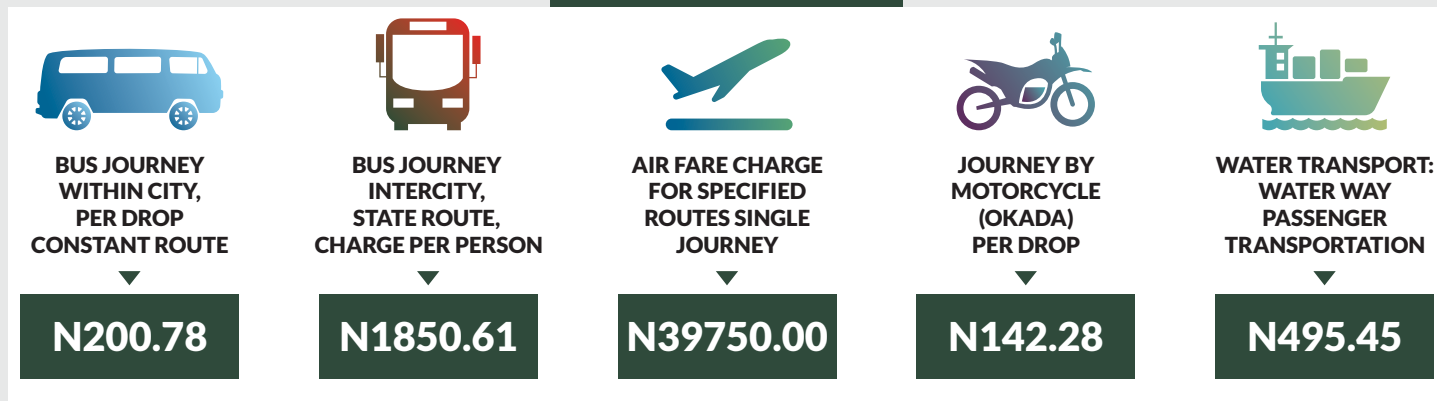
**YoY % = 12.90**  
**MoM % = 2.86**

# TRANSPORT FARE WATCH - AUGUST 2020

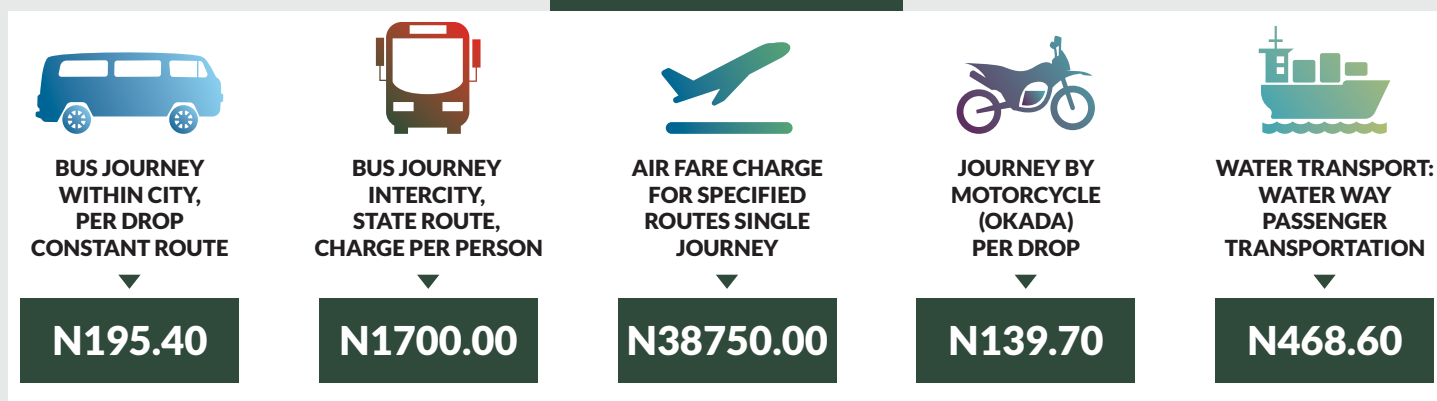
## Average Transport Fare by Categories -Anambra State



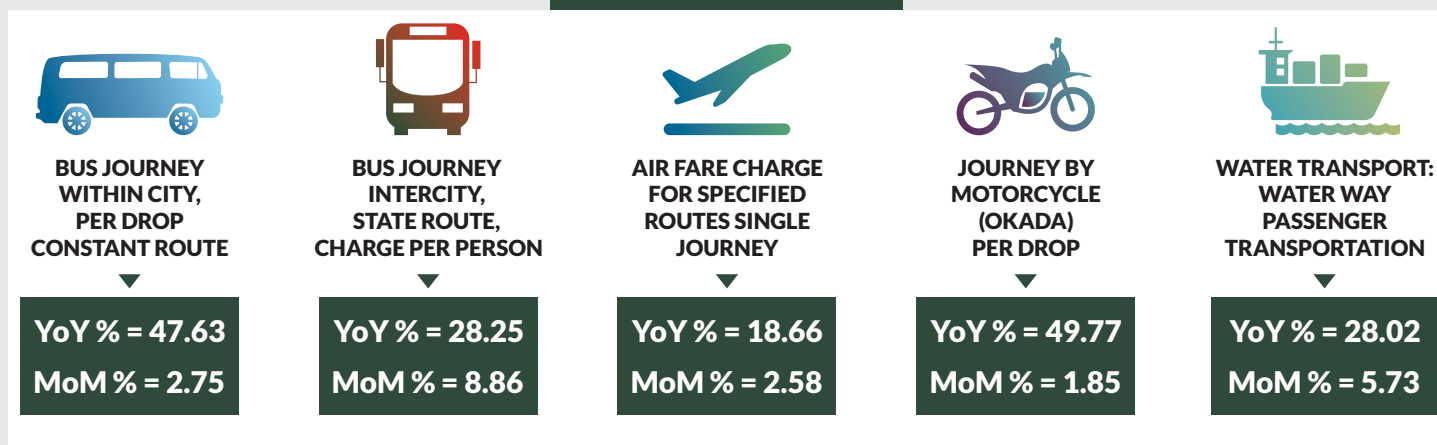
### AUGUST 2020



### JULY 2020



### YoY % & MoM %

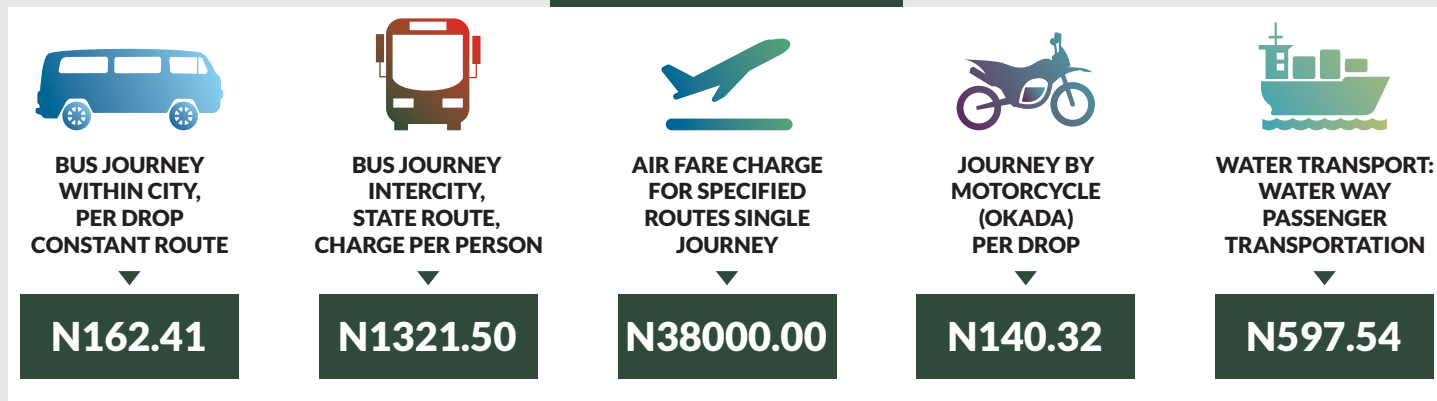


# TRANSPORT FARE WATCH - AUGUST 2020

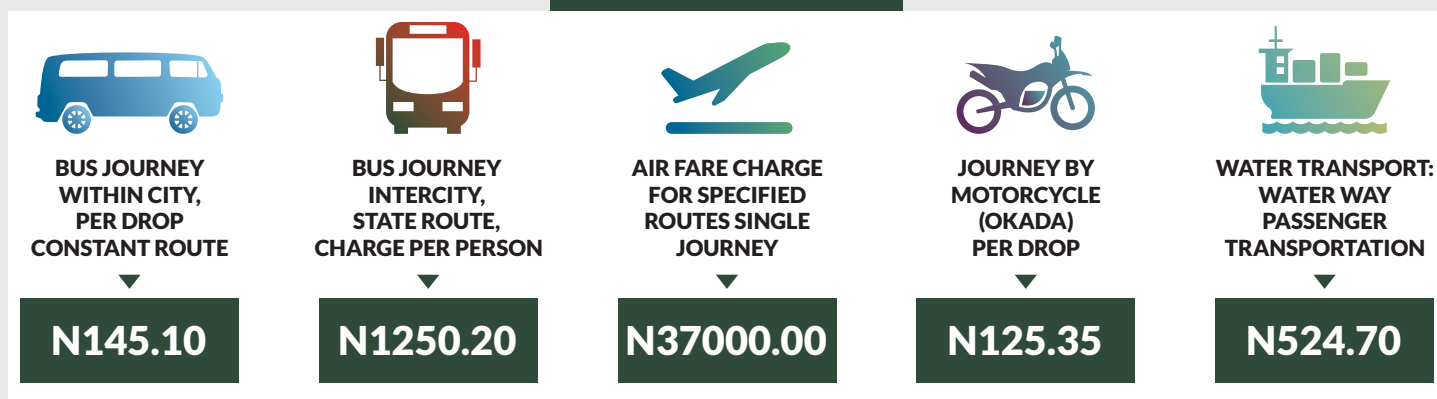
## Average Transport Fare by Categories -Bauchi State



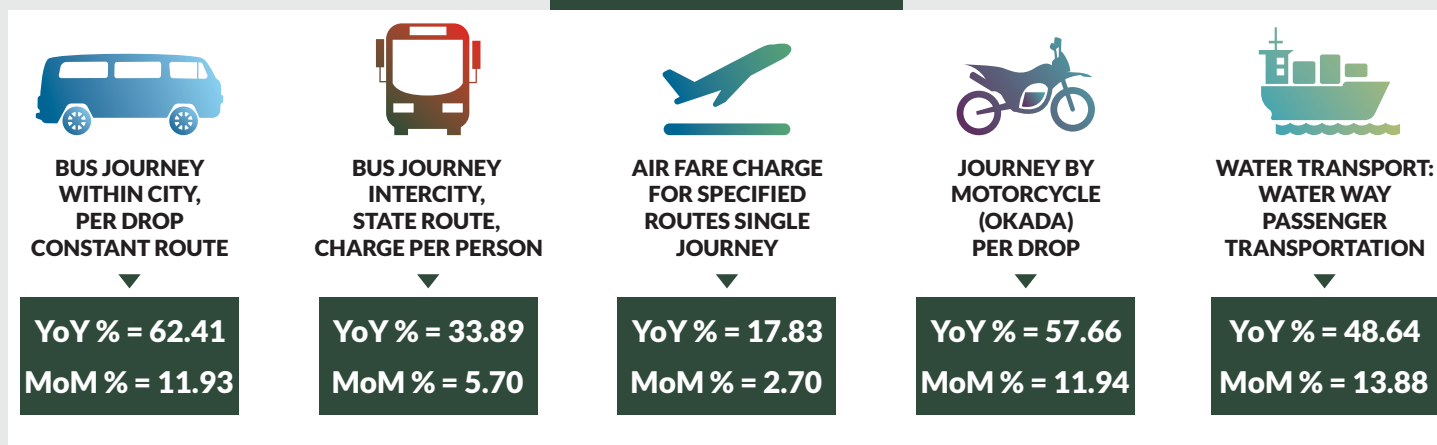
### AUGUST 2020



### JULY 2020



### YoY % & MoM %



# TRANSPORT FARE WATCH - AUGUST 2020

## Average Transport Fare by Categories -Bayelsa State



### AUGUST 2020



BUS JOURNEY  
WITHIN CITY,  
PER DROP  
CONSTANT ROUTE

**N288.67**



BUS JOURNEY  
INTERCITY,  
STATE ROUTE,  
CHARGE PER PERSON

**N1300.42**



AIR FARE CHARGE  
FOR SPECIFIED  
ROUTES SINGLE  
JOURNEY

**N39400.00**



JOURNEY BY  
MOTORCYCLE  
(OKADA)  
PER DROP

**N294.26**



WATER TRANSPORT:  
WATER WAY  
PASSENGER  
TRANSPORTATION

**N1980.60**

### JULY 2020



BUS JOURNEY  
WITHIN CITY,  
PER DROP  
CONSTANT ROUTE

**N260.50**



BUS JOURNEY  
INTERCITY,  
STATE ROUTE,  
CHARGE PER PERSON

**N1283.60**



AIR FARE CHARGE  
FOR SPECIFIED  
ROUTES SINGLE  
JOURNEY

**N37400.00**



JOURNEY BY  
MOTORCYCLE  
(OKADA)  
PER DROP

**N245.70**



WATER TRANSPORT:  
WATER WAY  
PASSENGER  
TRANSPORTATION

**N1970.00**

### YoY % & MoM %



BUS JOURNEY  
WITHIN CITY,  
PER DROP  
CONSTANT ROUTE

**YoY % = 45.79**  
**MoM % = 10.81**



BUS JOURNEY  
INTERCITY,  
STATE ROUTE,  
CHARGE PER PERSON

**YoY % = 30.30**  
**MoM % = 1.31**



AIR FARE CHARGE  
FOR SPECIFIED  
ROUTES SINGLE  
JOURNEY

**YoY % = 22.74**  
**MoM % = 5.35**



JOURNEY BY  
MOTORCYCLE  
(OKADA)  
PER DROP

**YoY % = 70.09**  
**MoM % = 19.76**



WATER TRANSPORT:  
WATER WAY  
PASSENGER  
TRANSPORTATION

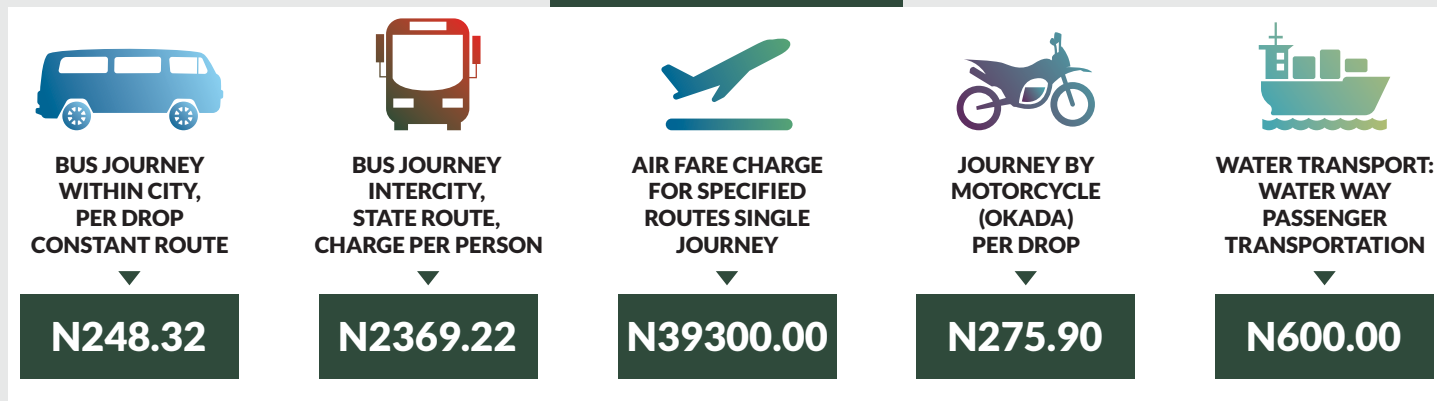
**YoY % = 8.23**  
**MoM % = 0.54**

# TRANSPORT FARE WATCH - AUGUST 2020

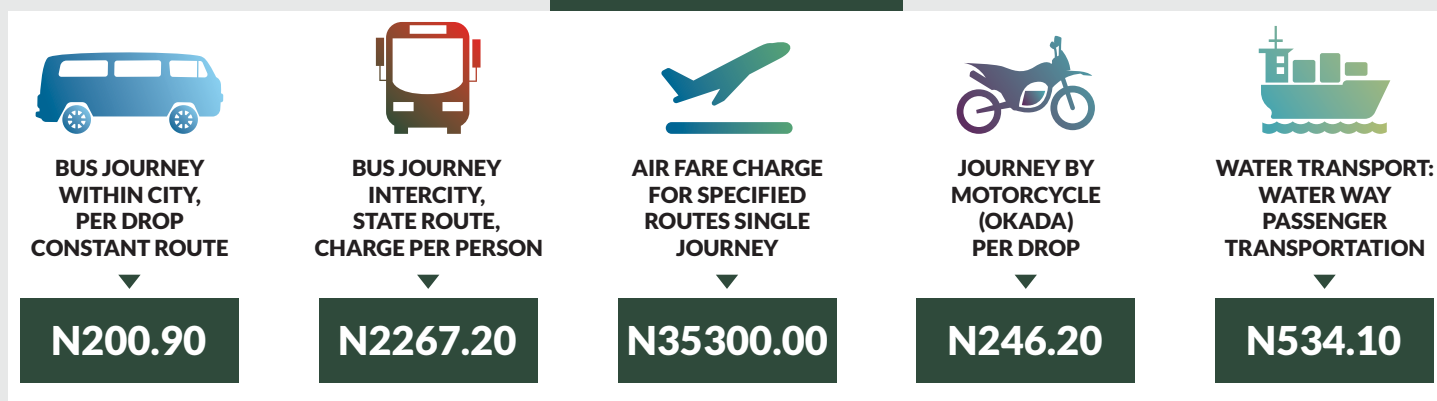
## Average Transport Fare by Categories -Benue State



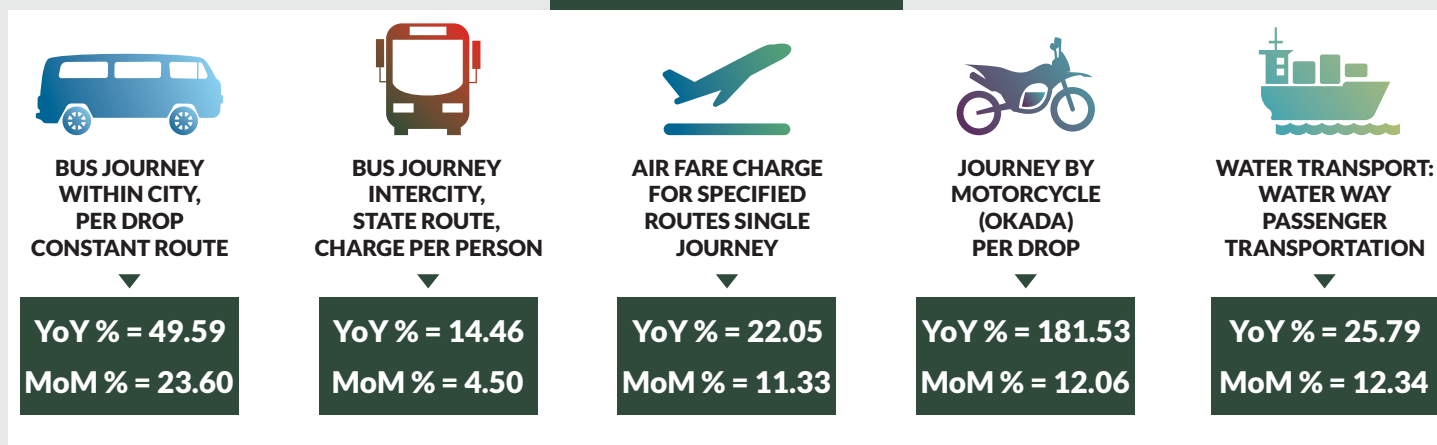
### AUGUST 2020



### JULY 2020



### YoY % & MoM %



# TRANSPORT FARE WATCH - AUGUST 2020

## Average Transport Fare by Categories -Borno State



### AUGUST 2020



BUS JOURNEY  
WITHIN CITY,  
PER DROP  
CONSTANT ROUTE

**N190.25**



BUS JOURNEY  
INTERCITY,  
STATE ROUTE,  
CHARGE PER PERSON

**N2700.13**



AIR FARE CHARGE  
FOR SPECIFIED  
ROUTES SINGLE  
JOURNEY

**N40000.00**



JOURNEY BY  
MOTORCYCLE  
(OKADA)  
PER DROP

**N178.54**



WATER TRANSPORT:  
WATER WAY  
PASSENGER  
TRANSPORTATION

**N194.95**

### JULY 2020



BUS JOURNEY  
WITHIN CITY,  
PER DROP  
CONSTANT ROUTE

**N171.40**



BUS JOURNEY  
INTERCITY,  
STATE ROUTE,  
CHARGE PER PERSON

**N2683.30**



AIR FARE CHARGE  
FOR SPECIFIED  
ROUTES SINGLE  
JOURNEY

**N38000.00**



JOURNEY BY  
MOTORCYCLE  
(OKADA)  
PER DROP

**N130.00**



WATER TRANSPORT:  
WATER WAY  
PASSENGER  
TRANSPORTATION

**N139.00**

### YoY % & MoM %



BUS JOURNEY  
WITHIN CITY,  
PER DROP  
CONSTANT ROUTE

**YoY % = 19.65**  
**MoM % = 11.00**



BUS JOURNEY  
INTERCITY,  
STATE ROUTE,  
CHARGE PER PERSON

**YoY % = 9.76**  
**MoM % = 0.63**



AIR FARE CHARGE  
FOR SPECIFIED  
ROUTES SINGLE  
JOURNEY

**YoY % = 28.41**  
**MoM % = 5.26**



JOURNEY BY  
MOTORCYCLE  
(OKADA)  
PER DROP

**YoY % = 78.54**  
**MoM % = 37.34**



WATER TRANSPORT:  
WATER WAY  
PASSENGER  
TRANSPORTATION

**YoY % = 44.41**  
**MoM % = 40.25**

# TRANSPORT FARE WATCH - AUGUST 2020

## Average Transport Fare by Categories -Cross river State



### AUGUST 2020



BUS JOURNEY  
WITHIN CITY,  
PER DROP  
CONSTANT ROUTE

**N400.00**



BUS JOURNEY  
INTERCITY,  
STATE ROUTE,  
CHARGE PER PERSON

**N1700.91**



AIR FARE CHARGE  
FOR SPECIFIED  
ROUTES SINGLE  
JOURNEY

**N39650.00**



JOURNEY BY  
MOTORCYCLE  
(OKADA)  
PER DROP

**N210.68**



WATER TRANSPORT:  
WATER WAY  
PASSENGER  
TRANSPORTATION

**N1300.00**

### JULY 2020



BUS JOURNEY  
WITHIN CITY,  
PER DROP  
CONSTANT ROUTE

**N350.00**



BUS JOURNEY  
INTERCITY,  
STATE ROUTE,  
CHARGE PER PERSON

**N1497.20**



AIR FARE CHARGE  
FOR SPECIFIED  
ROUTES SINGLE  
JOURNEY

**N38650.00**



JOURNEY BY  
MOTORCYCLE  
(OKADA)  
PER DROP

**N188.40**



WATER TRANSPORT:  
WATER WAY  
PASSENGER  
TRANSPORTATION

**N1150.70**

### YoY % & MoM %



BUS JOURNEY  
WITHIN CITY,  
PER DROP  
CONSTANT ROUTE

**YoY % = 25.00**  
**MoM % = 14.29**



BUS JOURNEY  
INTERCITY,  
STATE ROUTE,  
CHARGE PER PERSON

**YoY % = 25.07**  
**MoM % = 13.61**



AIR FARE CHARGE  
FOR SPECIFIED  
ROUTES SINGLE  
JOURNEY

**YoY % = 25.32**  
**MoM % = 2.59**



JOURNEY BY  
MOTORCYCLE  
(OKADA)  
PER DROP

**YoY % = 75.57**  
**MoM % = 11.83**



WATER TRANSPORT:  
WATER WAY  
PASSENGER  
TRANSPORTATION

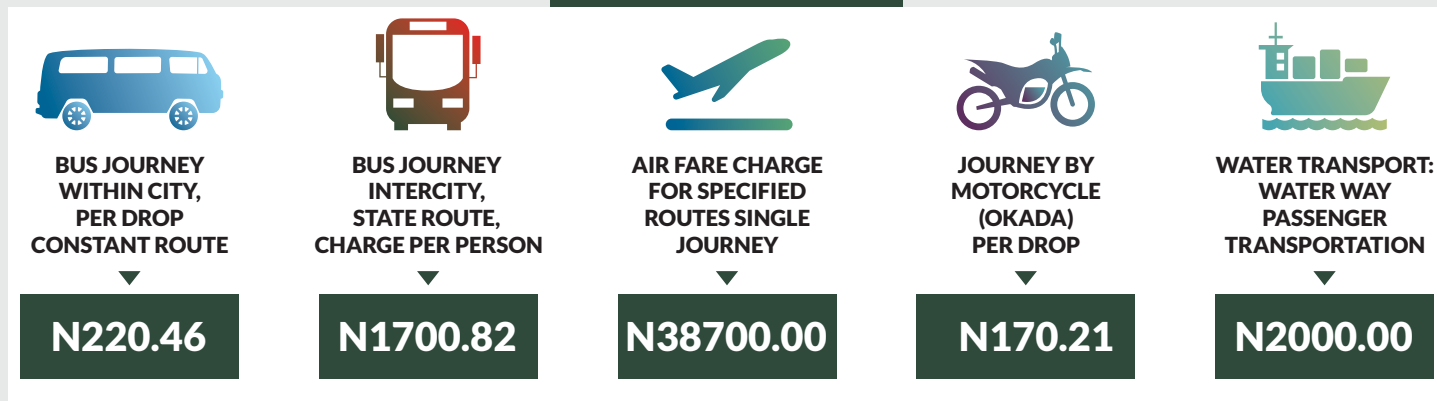
**YoY % = 37.28**  
**MoM % = 12.97**

# TRANSPORT FARE WATCH - AUGUST 2020

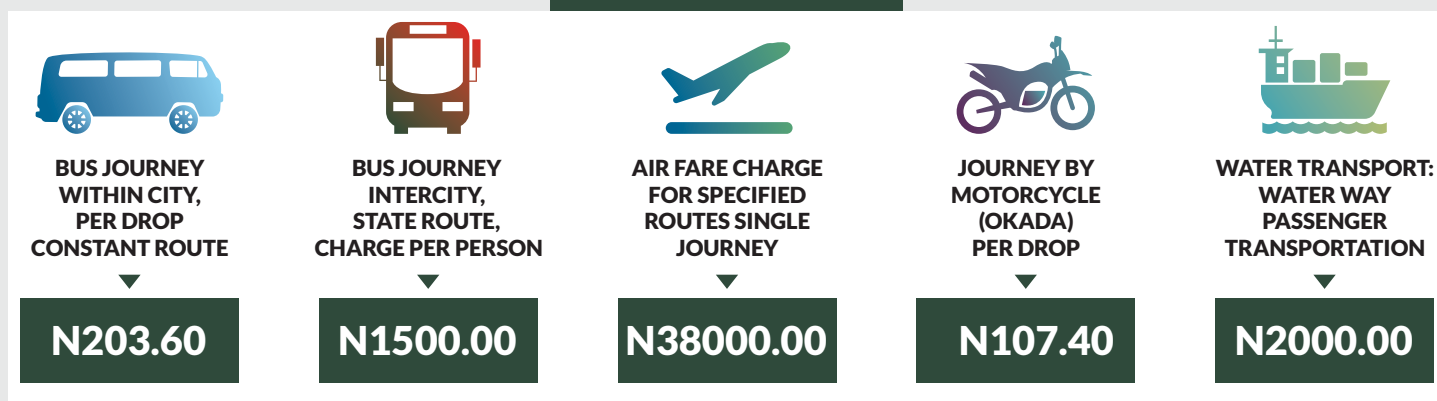
## Average Transport Fare by Categories -Delta State



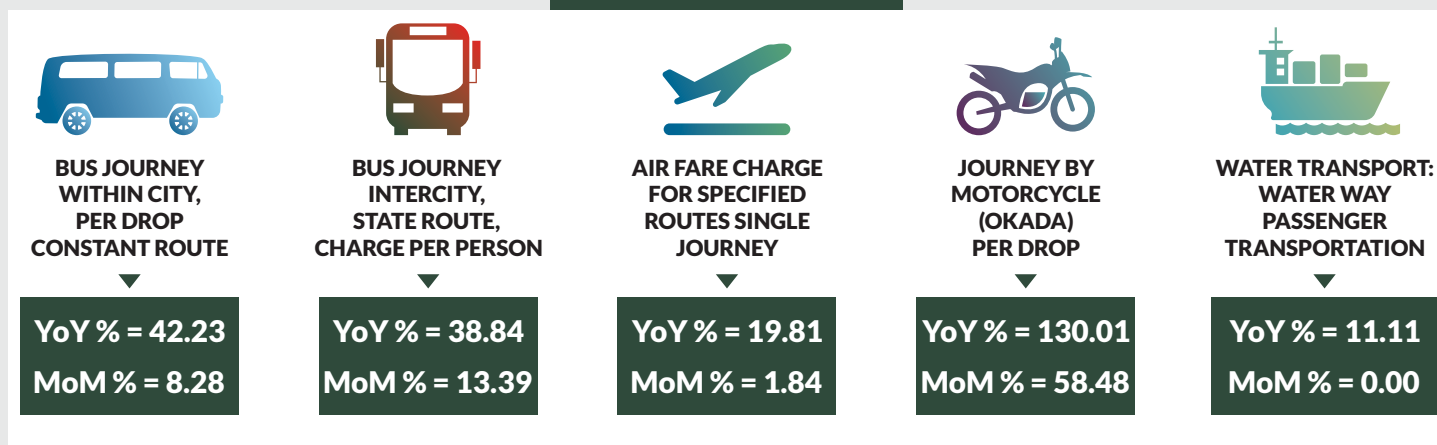
### AUGUST 2020



### JULY 2020



### YoY % & MoM %

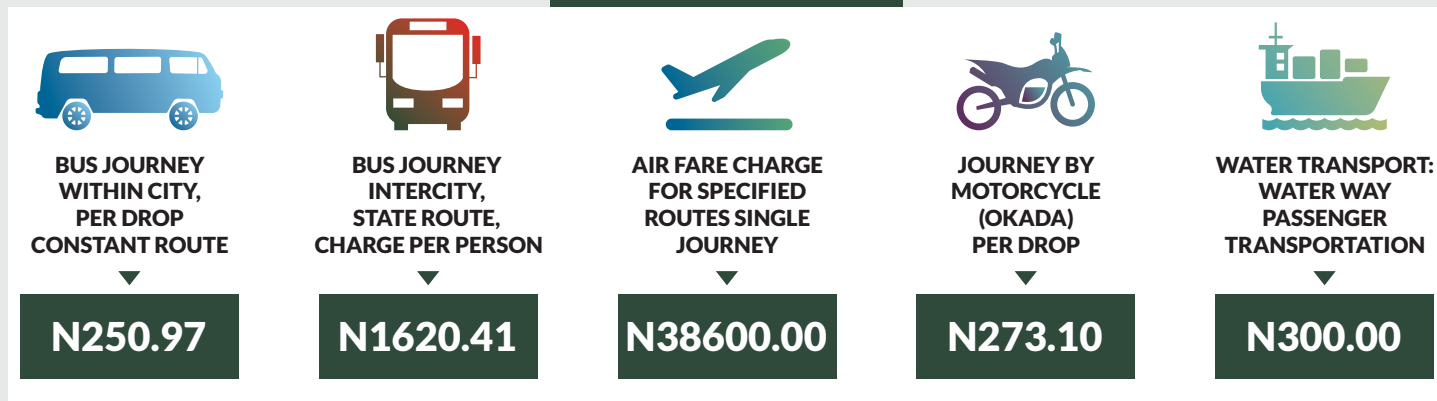


# TRANSPORT FARE WATCH - AUGUST 2020

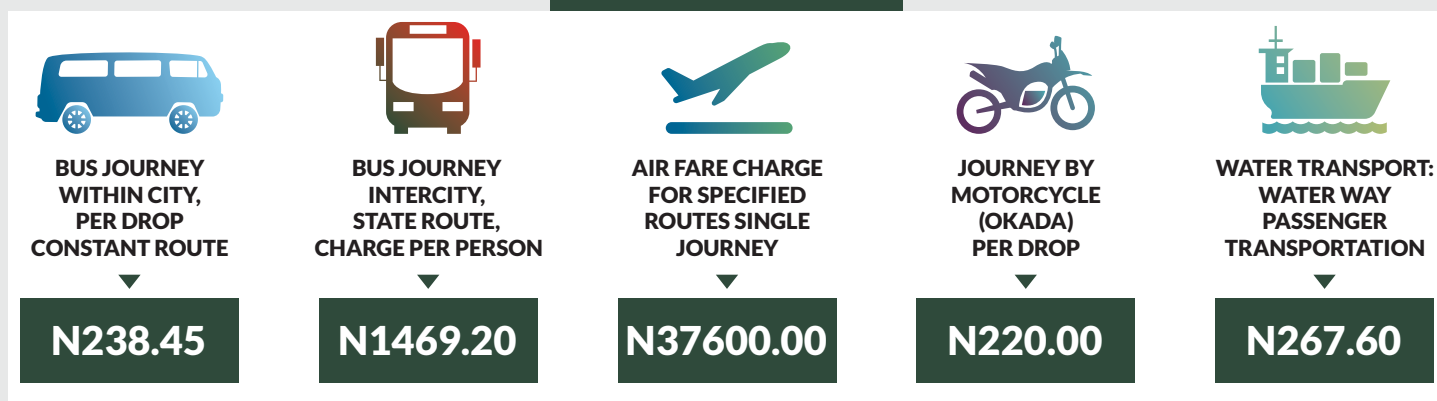
## Average Transport Fare by Categories -Ebonyi State



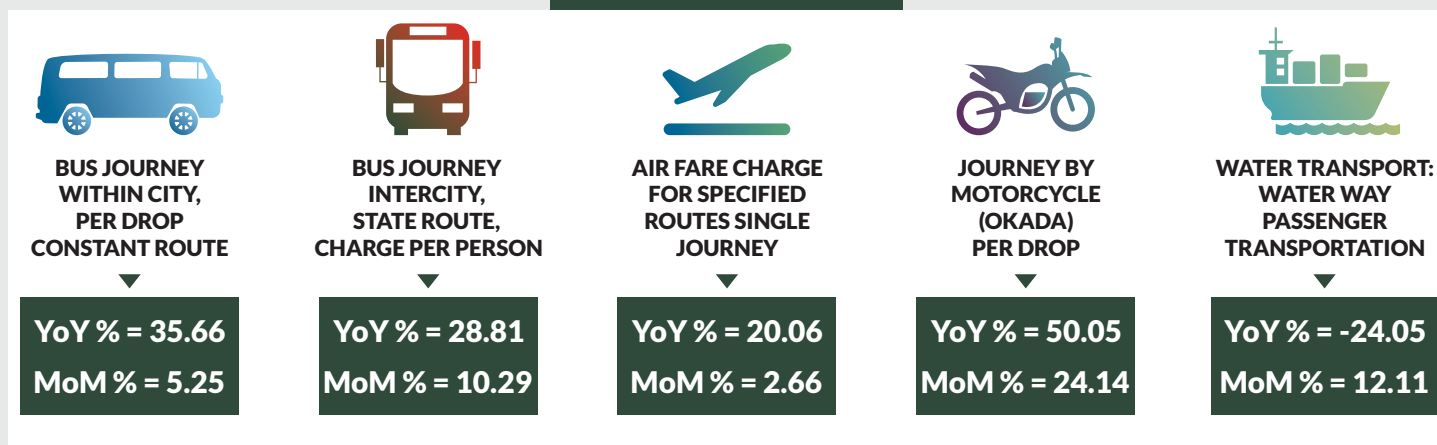
### AUGUST 2020



### JULY 2020



### YoY % & MoM %



# TRANSPORT FARE WATCH - AUGUST 2020

## Average Transport Fare by Categories -Edo State



### AUGUST 2020



BUS JOURNEY  
WITHIN CITY,  
PER DROP  
CONSTANT ROUTE

**N293.74**



BUS JOURNEY  
INTERCITY,  
STATE ROUTE,  
CHARGE PER PERSON

**N1435.21**



AIR FARE CHARGE  
FOR SPECIFIED  
ROUTES SINGLE  
JOURNEY

**N37500.00**



JOURNEY BY  
MOTORCYCLE  
(OKADA)  
PER DROP

**N245.00**



WATER TRANSPORT:  
WATER WAY  
PASSENGER  
TRANSPORTATION

**N1200.00**

### JULY 2020



BUS JOURNEY  
WITHIN CITY,  
PER DROP  
CONSTANT ROUTE

**N208.30**



BUS JOURNEY  
INTERCITY,  
STATE ROUTE,  
CHARGE PER PERSON

**N1350.00**



AIR FARE CHARGE  
FOR SPECIFIED  
ROUTES SINGLE  
JOURNEY

**N36500.00**



JOURNEY BY  
MOTORCYCLE  
(OKADA)  
PER DROP

**N245.00**



WATER TRANSPORT:  
WATER WAY  
PASSENGER  
TRANSPORTATION

**N1000.00**

### YoY % & MoM %



BUS JOURNEY  
WITHIN CITY,  
PER DROP  
CONSTANT ROUTE

**YoY % = 72.79**  
**MoM % = 41.02**



BUS JOURNEY  
INTERCITY,  
STATE ROUTE,  
CHARGE PER PERSON

**YoY % = 40.71**  
**MoM % = 6.31**



AIR FARE CHARGE  
FOR SPECIFIED  
ROUTES SINGLE  
JOURNEY

**YoY % = 19.62**  
**MoM % = 2.74**



JOURNEY BY  
MOTORCYCLE  
(OKADA)  
PER DROP

**YoY % = 45.83**  
**MoM % = 0.00**



WATER TRANSPORT:  
WATER WAY  
PASSENGER  
TRANSPORTATION

**YoY % = 30.43**  
**MoM % = 20.00**

# TRANSPORT FARE WATCH - AUGUST 2020

## Average Transport Fare by Categories -Ekiti State



### AUGUST 2020



BUS JOURNEY  
WITHIN CITY,  
PER DROP  
CONSTANT ROUTE

**N386.67**



BUS JOURNEY  
INTERCITY,  
STATE ROUTE,  
CHARGE PER PERSON

**N2900.00**



AIR FARE CHARGE  
FOR SPECIFIED  
ROUTES SINGLE  
JOURNEY

**N37450.00**



JOURNEY BY  
MOTORCYCLE  
(OKADA)  
PER DROP

**N165.32**



WATER TRANSPORT:  
WATER WAY  
PASSENGER  
TRANSPORTATION

**N550.00**

### JULY 2020



BUS JOURNEY  
WITHIN CITY,  
PER DROP  
CONSTANT ROUTE

**N348.25**



BUS JOURNEY  
INTERCITY,  
STATE ROUTE,  
CHARGE PER PERSON

**N2500.00**



AIR FARE CHARGE  
FOR SPECIFIED  
ROUTES SINGLE  
JOURNEY

**N35450.00**



JOURNEY BY  
MOTORCYCLE  
(OKADA)  
PER DROP

**N140.00**



WATER TRANSPORT:  
WATER WAY  
PASSENGER  
TRANSPORTATION

**N550.00**

### YoY % & MoM %



BUS JOURNEY  
WITHIN CITY,  
PER DROP  
CONSTANT ROUTE

**YoY % = 76.56**  
**MoM % = 11.03**



BUS JOURNEY  
INTERCITY,  
STATE ROUTE,  
CHARGE PER PERSON

**YoY % = 30.93**  
**MoM % = 16.00**



AIR FARE CHARGE  
FOR SPECIFIED  
ROUTES SINGLE  
JOURNEY

**YoY % = 32.43**  
**MoM % = 5.64**



JOURNEY BY  
MOTORCYCLE  
(OKADA)  
PER DROP

**YoY % = 99.18**  
**MoM % = 18.09**



WATER TRANSPORT:  
WATER WAY  
PASSENGER  
TRANSPORTATION

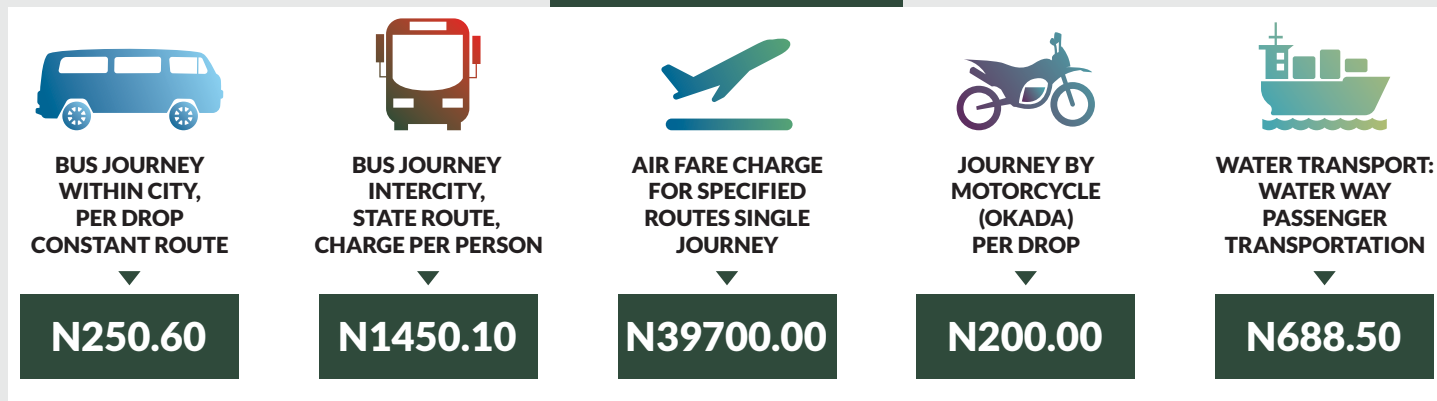
**YoY % = 25.00**  
**MoM % = 0.00**

# TRANSPORT FARE WATCH - AUGUST 2020


## Average Transport Fare by Categories -Enugu State



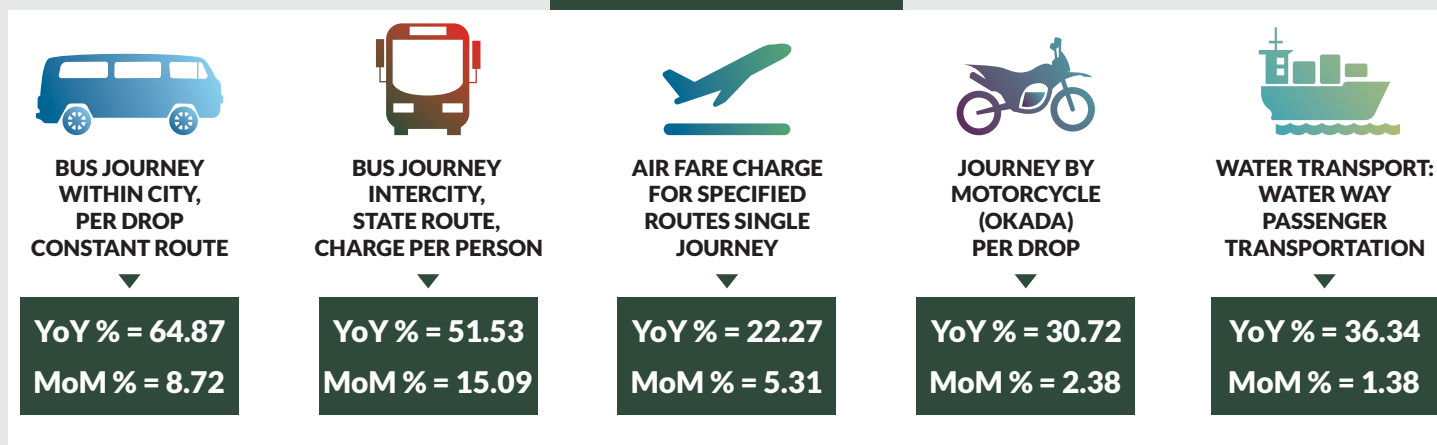
### AUGUST 2020



### JULY 2020



### YoY % & MoM %



# TRANSPORT FARE WATCH - AUGUST 2020

## Average Transport Fare by Categories -Gombe State



### AUGUST 2020



BUS JOURNEY  
WITHIN CITY,  
PER DROP  
CONSTANT ROUTE

**N210.63**



BUS JOURNEY  
INTERCITY,  
STATE ROUTE,  
CHARGE PER PERSON

**N1790.80**



AIR FARE CHARGE  
FOR SPECIFIED  
ROUTES SINGLE  
JOURNEY

**N37700.00**



JOURNEY BY  
MOTORCYCLE  
(OKADA)  
PER DROP

**N150.37**



WATER TRANSPORT:  
WATER WAY  
PASSENGER  
TRANSPORTATION

**N200.00**

### JULY 2020



BUS JOURNEY  
WITHIN CITY,  
PER DROP  
CONSTANT ROUTE

**N194.30**



BUS JOURNEY  
INTERCITY,  
STATE ROUTE,  
CHARGE PER PERSON

**N1700.00**



AIR FARE CHARGE  
FOR SPECIFIED  
ROUTES SINGLE  
JOURNEY

**N35700.00**



JOURNEY BY  
MOTORCYCLE  
(OKADA)  
PER DROP

**N100.00**



WATER TRANSPORT:  
WATER WAY  
PASSENGER  
TRANSPORTATION

**N199.50**

### YoY % & MoM %



BUS JOURNEY  
WITHIN CITY,  
PER DROP  
CONSTANT ROUTE

**YoY % = 42.32**  
**MoM % = 8.40**



BUS JOURNEY  
INTERCITY,  
STATE ROUTE,  
CHARGE PER PERSON

**YoY % = 14.79**  
**MoM % = 5.34**



AIR FARE CHARGE  
FOR SPECIFIED  
ROUTES SINGLE  
JOURNEY

**YoY % = 43.35**  
**MoM % = 5.60**



JOURNEY BY  
MOTORCYCLE  
(OKADA)  
PER DROP

**YoY % = 87.96**  
**MoM % = 50.37**



WATER TRANSPORT:  
WATER WAY  
PASSENGER  
TRANSPORTATION

**YoY % = 9.29**  
**MoM % = 0.25**

# TRANSPORT FARE WATCH - AUGUST 2020

## Average Transport Fare by Categories -Imo State



### AUGUST 2020



BUS JOURNEY  
WITHIN CITY,  
PER DROP  
CONSTANT ROUTE

**N230.14**



BUS JOURNEY  
INTERCITY,  
STATE ROUTE,  
CHARGE PER PERSON

**N2050.20**



AIR FARE CHARGE  
FOR SPECIFIED  
ROUTES SINGLE  
JOURNEY

**N38700.00**



JOURNEY BY  
MOTORCYCLE  
(OKADA)  
PER DROP

**N294.80**



WATER TRANSPORT:  
WATER WAY  
PASSENGER  
TRANSPORTATION

**N600.00**

### JULY 2020



BUS JOURNEY  
WITHIN CITY,  
PER DROP  
CONSTANT ROUTE

**N197.40**



BUS JOURNEY  
INTERCITY,  
STATE ROUTE,  
CHARGE PER PERSON

**N1996.00**



AIR FARE CHARGE  
FOR SPECIFIED  
ROUTES SINGLE  
JOURNEY

**N37000.00**



JOURNEY BY  
MOTORCYCLE  
(OKADA)  
PER DROP

**N223.40**



WATER TRANSPORT:  
WATER WAY  
PASSENGER  
TRANSPORTATION

**N580.00**

### YoY % & MoM %



BUS JOURNEY  
WITHIN CITY,  
PER DROP  
CONSTANT ROUTE

**YoY % = 53.43**  
**MoM % = 16.59**



BUS JOURNEY  
INTERCITY,  
STATE ROUTE,  
CHARGE PER PERSON

**YoY % = 32.27**  
**MoM % = 2.72**



AIR FARE CHARGE  
FOR SPECIFIED  
ROUTES SINGLE  
JOURNEY

**YoY % = 19.08**  
**MoM % = 4.59**



JOURNEY BY  
MOTORCYCLE  
(OKADA)  
PER DROP

**YoY % = 78.67**  
**MoM % = 31.96**



WATER TRANSPORT:  
WATER WAY  
PASSENGER  
TRANSPORTATION

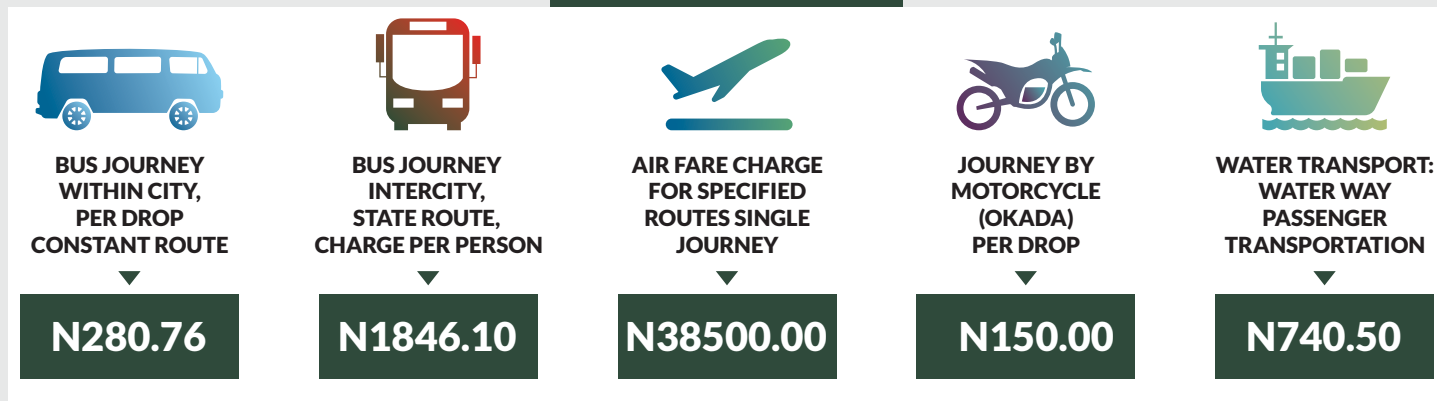
**YoY % = 37.93**  
**MoM % = 3.45**

# TRANSPORT FARE WATCH - AUGUST 2020

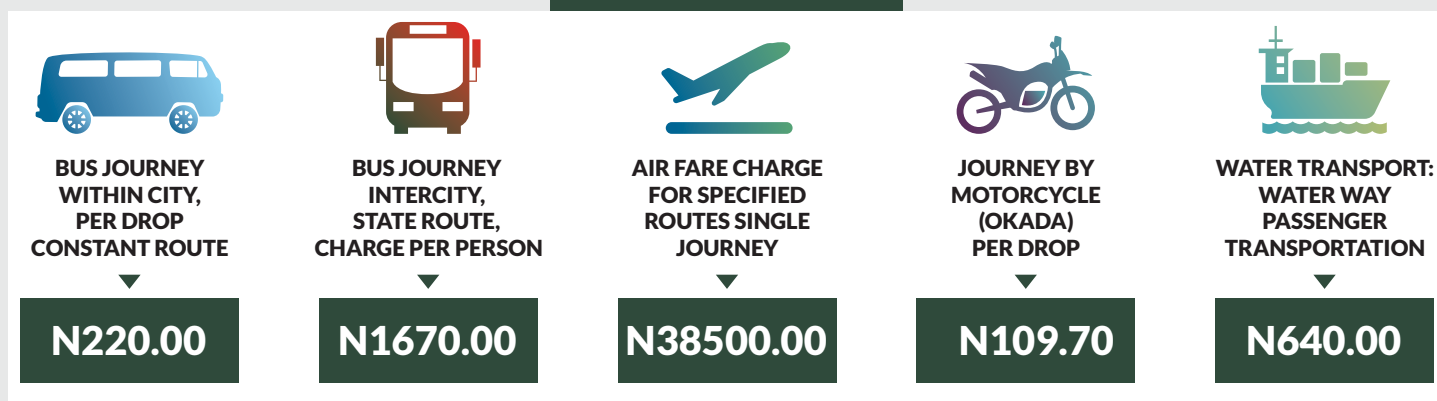
## Average Transport Fare by Categories -Jigawa State



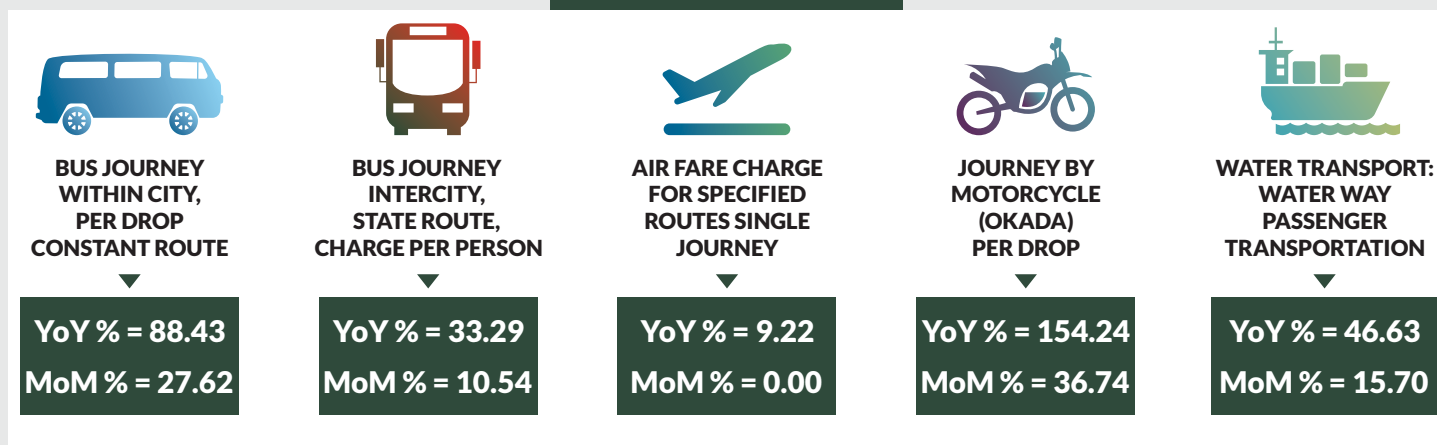
### AUGUST 2020



### JULY 2020



### YoY % & MoM %



# TRANSPORT FARE WATCH - AUGUST 2020

## Average Transport Fare by Categories -Kaduna State



### AUGUST 2020



BUS JOURNEY  
WITHIN CITY,  
PER DROP  
CONSTANT ROUTE

**N283.84**



BUS JOURNEY  
INTERCITY,  
STATE ROUTE,  
CHARGE PER PERSON

**N1970.12**



AIR FARE CHARGE  
FOR SPECIFIED  
ROUTES SINGLE  
JOURNEY

**N38500.00**



JOURNEY BY  
MOTORCYCLE  
(OKADA)  
PER DROP

**N125.10**



WATER TRANSPORT:  
WATER WAY  
PASSENGER  
TRANSPORTATION

**N355.30**

### JULY 2020



BUS JOURNEY  
WITHIN CITY,  
PER DROP  
CONSTANT ROUTE

**N218.40**



BUS JOURNEY  
INTERCITY,  
STATE ROUTE,  
CHARGE PER PERSON

**N1550.00**



AIR FARE CHARGE  
FOR SPECIFIED  
ROUTES SINGLE  
JOURNEY

**N37500.00**



JOURNEY BY  
MOTORCYCLE  
(OKADA)  
PER DROP

**N100.00**



WATER TRANSPORT:  
WATER WAY  
PASSENGER  
TRANSPORTATION

**N338.50**

### YoY % & MoM %



BUS JOURNEY  
WITHIN CITY,  
PER DROP  
CONSTANT ROUTE

**YoY % = 59.46**  
**MoM % = 29.96**



BUS JOURNEY  
INTERCITY,  
STATE ROUTE,  
CHARGE PER PERSON

**YoY % = 45.40**  
**MoM % = 27.10**



AIR FARE CHARGE  
FOR SPECIFIED  
ROUTES SINGLE  
JOURNEY

**YoY % = 18.90**  
**MoM % = 2.67**



JOURNEY BY  
MOTORCYCLE  
(OKADA)  
PER DROP

**YoY % = 47.18**  
**MoM % = 25.10**



WATER TRANSPORT:  
WATER WAY  
PASSENGER  
TRANSPORTATION

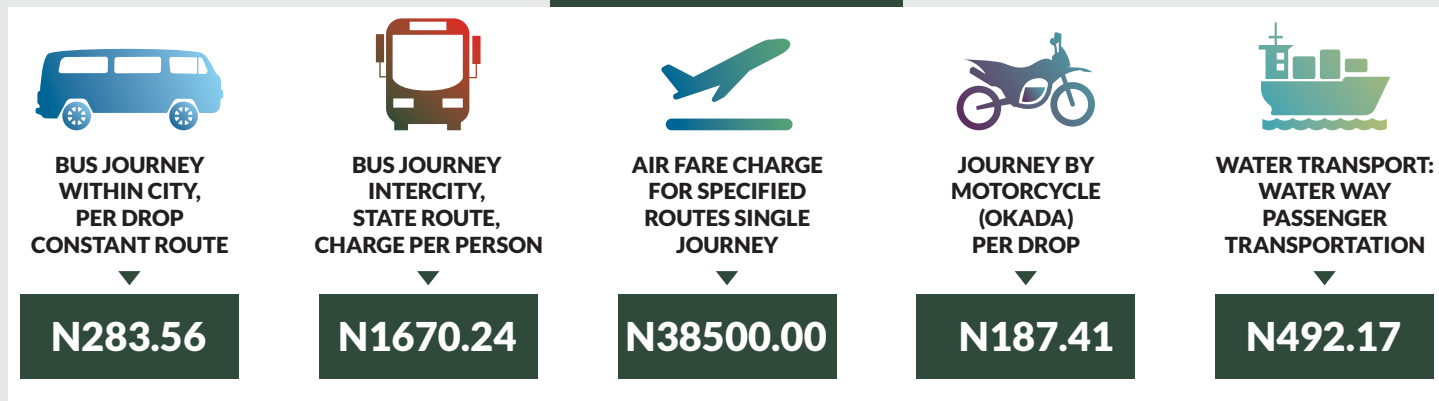
**YoY % = 12.79**  
**MoM % = 4.96**

# TRANSPORT FARE WATCH - AUGUST 2020

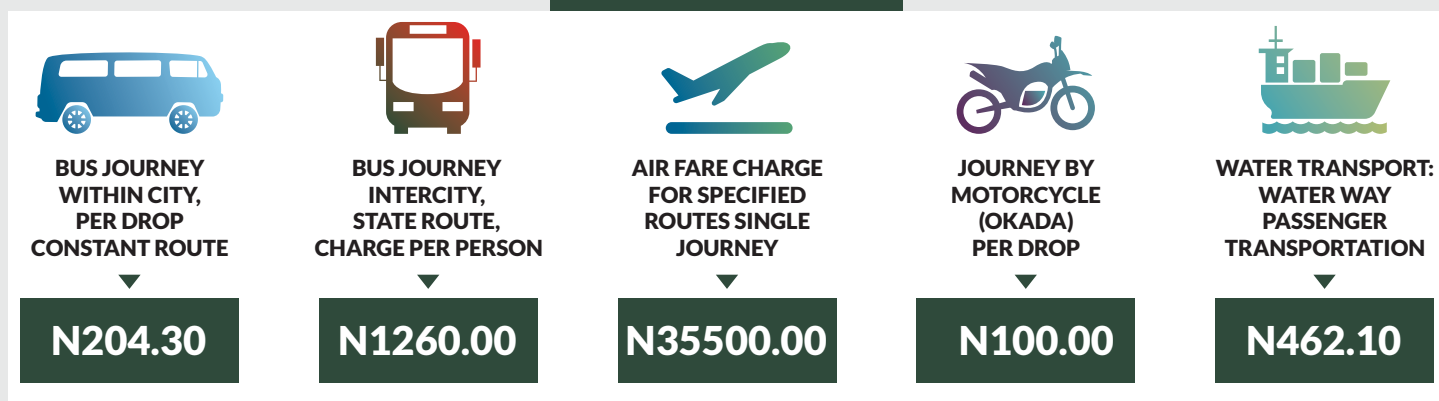
## Average Transport Fare by Categories -Kano State



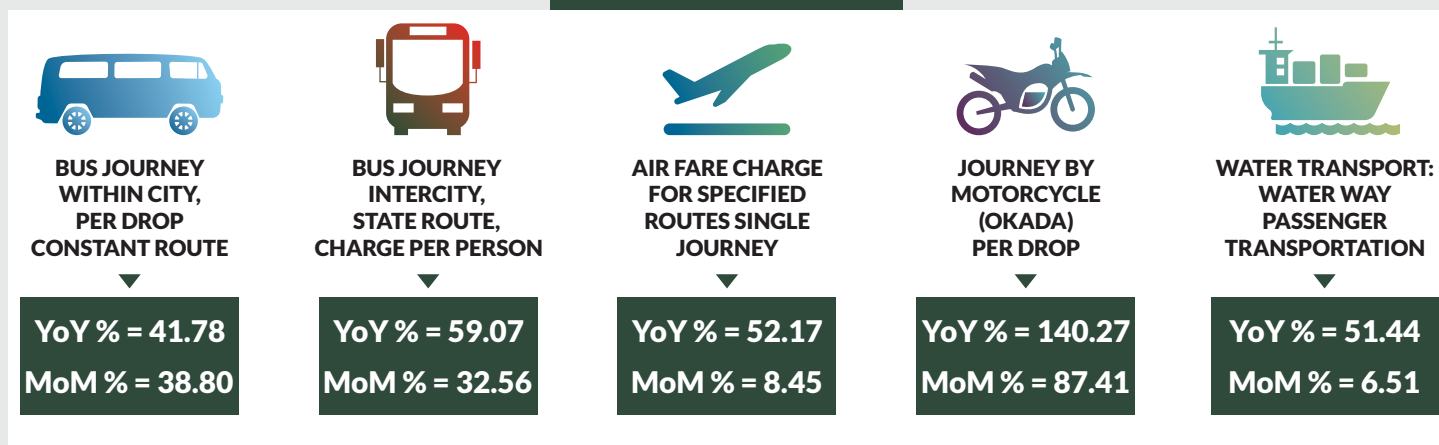
### AUGUST 2020



### JULY 2020



### YoY % & MoM %



# TRANSPORT FARE WATCH - AUGUST 2020

## Average Transport Fare by Categories -Katsina State



### AUGUST 2020



BUS JOURNEY  
WITHIN CITY,  
PER DROP  
CONSTANT ROUTE

**N289.79**



BUS JOURNEY  
INTERCITY,  
STATE ROUTE,  
CHARGE PER PERSON

**N2140.36**



AIR FARE CHARGE  
FOR SPECIFIED  
ROUTES SINGLE  
JOURNEY

**N39000.00**



JOURNEY BY  
MOTORCYCLE  
(OKADA)  
PER DROP

**N97.40**



WATER TRANSPORT:  
WATER WAY  
PASSENGER  
TRANSPORTATION

**N546.25**

### JULY 2020



BUS JOURNEY  
WITHIN CITY,  
PER DROP  
CONSTANT ROUTE

**N268.90**



BUS JOURNEY  
INTERCITY,  
STATE ROUTE,  
CHARGE PER PERSON

**N2000.00**



AIR FARE CHARGE  
FOR SPECIFIED  
ROUTES SINGLE  
JOURNEY

**N35000.00**



JOURNEY BY  
MOTORCYCLE  
(OKADA)  
PER DROP

**N85.10**



WATER TRANSPORT:  
WATER WAY  
PASSENGER  
TRANSPORTATION

**N500.00**

### YoY % & MoM %



BUS JOURNEY  
WITHIN CITY,  
PER DROP  
CONSTANT ROUTE

**YoY % = 46.36**  
**MoM % = 7.77**



BUS JOURNEY  
INTERCITY,  
STATE ROUTE,  
CHARGE PER PERSON

**YoY % = 20.58**  
**MoM % = 7.02**



AIR FARE CHARGE  
FOR SPECIFIED  
ROUTES SINGLE  
JOURNEY

**YoY % = 59.25**  
**MoM % = 11.43**



JOURNEY BY  
MOTORCYCLE  
(OKADA)  
PER DROP

**YoY % = 57.10**  
**MoM % = 14.45**



WATER TRANSPORT:  
WATER WAY  
PASSENGER  
TRANSPORTATION

**YoY % = 31.63**  
**MoM % = 9.25**

# TRANSPORT FARE WATCH - AUGUST 2020

## Average Transport Fare by Categories -Kebbi State



### AUGUST 2020



BUS JOURNEY  
WITHIN CITY,  
PER DROP  
CONSTANT ROUTE

**N180.18**



BUS JOURNEY  
INTERCITY,  
STATE ROUTE,  
CHARGE PER PERSON

**N2173.20**



AIR FARE CHARGE  
FOR SPECIFIED  
ROUTES SINGLE  
JOURNEY

**N38400.00**



JOURNEY BY  
MOTORCYCLE  
(OKADA)  
PER DROP

**N100.25**



WATER TRANSPORT:  
WATER WAY  
PASSENGER  
TRANSPORTATION

**N299.17**

### JULY 2020



BUS JOURNEY  
WITHIN CITY,  
PER DROP  
CONSTANT ROUTE

**N170.20**



BUS JOURNEY  
INTERCITY,  
STATE ROUTE,  
CHARGE PER PERSON

**N2030.00**



AIR FARE CHARGE  
FOR SPECIFIED  
ROUTES SINGLE  
JOURNEY

**N35400.00**



JOURNEY BY  
MOTORCYCLE  
(OKADA)  
PER DROP

**N97.50**



WATER TRANSPORT:  
WATER WAY  
PASSENGER  
TRANSPORTATION

**N286.20**

### YoY % & MoM %



BUS JOURNEY  
WITHIN CITY,  
PER DROP  
CONSTANT ROUTE

**YoY % = -29.34**  
**MoM % = 5.86**



BUS JOURNEY  
INTERCITY,  
STATE ROUTE,  
CHARGE PER PERSON

**YoY % = 27.84**  
**MoM % = 7.05**



AIR FARE CHARGE  
FOR SPECIFIED  
ROUTES SINGLE  
JOURNEY

**YoY % = 22.49**  
**MoM % = 8.47**



JOURNEY BY  
MOTORCYCLE  
(OKADA)  
PER DROP

**YoY % = 59.13**  
**MoM % = 2.82**



WATER TRANSPORT:  
WATER WAY  
PASSENGER  
TRANSPORTATION

**YoY % = 32.96**  
**MoM % = 4.53**

# TRANSPORT FARE WATCH - AUGUST 2020

## Average Transport Fare by Categories -Kogi State



### AUGUST 2020



BUS JOURNEY  
WITHIN CITY,  
PER DROP  
CONSTANT ROUTE

**N300.27**



BUS JOURNEY  
INTERCITY,  
STATE ROUTE,  
CHARGE PER PERSON

**N2756.32**



AIR FARE CHARGE  
FOR SPECIFIED  
ROUTES SINGLE  
JOURNEY

**N38250.00**



JOURNEY BY  
MOTORCYCLE  
(OKADA)  
PER DROP

**N300.54**



WATER TRANSPORT:  
WATER WAY  
PASSENGER  
TRANSPORTATION

**N698.24**

### JULY 2020



BUS JOURNEY  
WITHIN CITY,  
PER DROP  
CONSTANT ROUTE

**N270.30**



BUS JOURNEY  
INTERCITY,  
STATE ROUTE,  
CHARGE PER PERSON

**N2245.00**



AIR FARE CHARGE  
FOR SPECIFIED  
ROUTES SINGLE  
JOURNEY

**N35250.00**



JOURNEY BY  
MOTORCYCLE  
(OKADA)  
PER DROP

**N289.60**



WATER TRANSPORT:  
WATER WAY  
PASSENGER  
TRANSPORTATION

**N657.70**

### YoY % & MoM %



BUS JOURNEY  
WITHIN CITY,  
PER DROP  
CONSTANT ROUTE

**YoY % = 50.14**  
**MoM % = 11.09**



BUS JOURNEY  
INTERCITY,  
STATE ROUTE,  
CHARGE PER PERSON

**YoY % = 38.51**  
**MoM % = 22.78**



AIR FARE CHARGE  
FOR SPECIFIED  
ROUTES SINGLE  
JOURNEY

**YoY % = 22.60**  
**MoM % = 8.51**



JOURNEY BY  
MOTORCYCLE  
(OKADA)  
PER DROP

**YoY % = 62.45**  
**MoM % = 3.78**



WATER TRANSPORT:  
WATER WAY  
PASSENGER  
TRANSPORTATION

**YoY % = 34.28**  
**MoM % = 6.16**

# TRANSPORT FARE WATCH - AUGUST 2020

## Average Transport Fare by Categories -Kwara State



### AUGUST 2020



BUS JOURNEY  
WITHIN CITY,  
PER DROP  
CONSTANT ROUTE

**N210.28**



BUS JOURNEY  
INTERCITY,  
STATE ROUTE,  
CHARGE PER PERSON

**N1957.80**



AIR FARE CHARGE  
FOR SPECIFIED  
ROUTES SINGLE  
JOURNEY

**N38500.00**



JOURNEY BY  
MOTORCYCLE  
(OKADA)  
PER DROP

**N287.48**



WATER TRANSPORT:  
WATER WAY  
PASSENGER  
TRANSPORTATION

**N755.64**

### JULY 2020



BUS JOURNEY  
WITHIN CITY,  
PER DROP  
CONSTANT ROUTE

**N197.20**



BUS JOURNEY  
INTERCITY,  
STATE ROUTE,  
CHARGE PER PERSON

**N1884.50**



AIR FARE CHARGE  
FOR SPECIFIED  
ROUTES SINGLE  
JOURNEY

**N36500.00**



JOURNEY BY  
MOTORCYCLE  
(OKADA)  
PER DROP

**N235.10**



WATER TRANSPORT:  
WATER WAY  
PASSENGER  
TRANSPORTATION

**N700.00**

### YoY % & MoM %



BUS JOURNEY  
WITHIN CITY,  
PER DROP  
CONSTANT ROUTE

**YoY % = 37.44**  
**MoM % = 6.63**



BUS JOURNEY  
INTERCITY,  
STATE ROUTE,  
CHARGE PER PERSON

**YoY % = 7.10**  
**MoM % = 3.89**



AIR FARE CHARGE  
FOR SPECIFIED  
ROUTES SINGLE  
JOURNEY

**YoY % = 9.38**  
**MoM % = 5.48**



JOURNEY BY  
MOTORCYCLE  
(OKADA)  
PER DROP

**YoY % = 69.11**  
**MoM % = 22.28**



WATER TRANSPORT:  
WATER WAY  
PASSENGER  
TRANSPORTATION

**YoY % = 28.07**  
**MoM % = 7.95**

# TRANSPORT FARE WATCH - AUGUST 2020

## Average Transport Fare by Categories -Lagos State



### AUGUST 2020



BUS JOURNEY  
WITHIN CITY,  
PER DROP  
CONSTANT ROUTE

**N376.82**



BUS JOURNEY  
INTERCITY,  
STATE ROUTE,  
CHARGE PER PERSON

**N2943.27**



AIR FARE CHARGE  
FOR SPECIFIED  
ROUTES SINGLE  
JOURNEY

**N40600.00**



JOURNEY BY  
MOTORCYCLE  
(OKADA)  
PER DROP

**N300.00**



WATER TRANSPORT:  
WATER WAY  
PASSENGER  
TRANSPORTATION

**N675.68**

### JULY 2020



BUS JOURNEY  
WITHIN CITY,  
PER DROP  
CONSTANT ROUTE

**N348.00**



BUS JOURNEY  
INTERCITY,  
STATE ROUTE,  
CHARGE PER PERSON

**N2549.00**



AIR FARE CHARGE  
FOR SPECIFIED  
ROUTES SINGLE  
JOURNEY

**N39600.00**



JOURNEY BY  
MOTORCYCLE  
(OKADA)  
PER DROP

**N255.00**



WATER TRANSPORT:  
WATER WAY  
PASSENGER  
TRANSPORTATION

**N600.00**

### YoY % & MoM %



BUS JOURNEY  
WITHIN CITY,  
PER DROP  
CONSTANT ROUTE

**YoY % = 52.56**  
**MoM % = 8.28**



BUS JOURNEY  
INTERCITY,  
STATE ROUTE,  
CHARGE PER PERSON

**YoY % = 29.66**  
**MoM % = 15.47**



AIR FARE CHARGE  
FOR SPECIFIED  
ROUTES SINGLE  
JOURNEY

**YoY % = 21.59**  
**MoM % = 2.53**



JOURNEY BY  
MOTORCYCLE  
(OKADA)  
PER DROP

**YoY % = 71.43**  
**MoM % = 17.65**



WATER TRANSPORT:  
WATER WAY  
PASSENGER  
TRANSPORTATION

**YoY % = 40.77**  
**MoM % = 12.61**

# TRANSPORT FARE WATCH - AUGUST 2020

## Average Transport Fare by Categories -Nasarawa State



### AUGUST 2020



BUS JOURNEY  
WITHIN CITY,  
PER DROP  
CONSTANT ROUTE

**N386.15**



BUS JOURNEY  
INTERCITY,  
STATE ROUTE,  
CHARGE PER PERSON

**N1973.30**



AIR FARE CHARGE  
FOR SPECIFIED  
ROUTES SINGLE  
JOURNEY

**N37600.00**



JOURNEY BY  
MOTORCYCLE  
(OKADA)  
PER DROP

**N184.83**



WATER TRANSPORT:  
WATER WAY  
PASSENGER  
TRANSPORTATION

**N523.24**

### JULY 2020



BUS JOURNEY  
WITHIN CITY,  
PER DROP  
CONSTANT ROUTE

**N358.20**



BUS JOURNEY  
INTERCITY,  
STATE ROUTE,  
CHARGE PER PERSON

**N1860.00**



AIR FARE CHARGE  
FOR SPECIFIED  
ROUTES SINGLE  
JOURNEY

**N35600.00**



JOURNEY BY  
MOTORCYCLE  
(OKADA)  
PER DROP

**N175.30**



WATER TRANSPORT:  
WATER WAY  
PASSENGER  
TRANSPORTATION

**N500.00**

### YoY % & MoM %



BUS JOURNEY  
WITHIN CITY,  
PER DROP  
CONSTANT ROUTE

**YoY % = 64.32**  
**MoM % = 7.80**



BUS JOURNEY  
INTERCITY,  
STATE ROUTE,  
CHARGE PER PERSON

**YoY % = 30.68**  
**MoM % = 6.09**



AIR FARE CHARGE  
FOR SPECIFIED  
ROUTES SINGLE  
JOURNEY

**YoY % = 48.62**  
**MoM % = 5.62**



JOURNEY BY  
MOTORCYCLE  
(OKADA)  
PER DROP

**YoY % = 38.97**  
**MoM % = 5.44**



WATER TRANSPORT:  
WATER WAY  
PASSENGER  
TRANSPORTATION

**YoY % = 31.80**  
**MoM % = 4.65**

# TRANSPORT FARE WATCH - AUGUST 2020

## Average Transport Fare by Categories -Niger State



### AUGUST 2020



BUS JOURNEY  
WITHIN CITY,  
PER DROP  
CONSTANT ROUTE

**N273.28**



BUS JOURNEY  
INTERCITY,  
STATE ROUTE,  
CHARGE PER PERSON

**N1942.11**



AIR FARE CHARGE  
FOR SPECIFIED  
ROUTES SINGLE  
JOURNEY

**N38500.00**



JOURNEY BY  
MOTORCYCLE  
(OKADA)  
PER DROP

**N140.23**



WATER TRANSPORT:  
WATER WAY  
PASSENGER  
TRANSPORTATION

**N291.78**

### JULY 2020



BUS JOURNEY  
WITHIN CITY,  
PER DROP  
CONSTANT ROUTE

**N230.00**



BUS JOURNEY  
INTERCITY,  
STATE ROUTE,  
CHARGE PER PERSON

**N1875.00**



AIR FARE CHARGE  
FOR SPECIFIED  
ROUTES SINGLE  
JOURNEY

**N38500.00**



JOURNEY BY  
MOTORCYCLE  
(OKADA)  
PER DROP

**N123.00**



WATER TRANSPORT:  
WATER WAY  
PASSENGER  
TRANSPORTATION

**N264.20**

### YoY % & MoM %



BUS JOURNEY  
WITHIN CITY,  
PER DROP  
CONSTANT ROUTE

**YoY % = 74.06**  
**MoM % = 18.82**



BUS JOURNEY  
INTERCITY,  
STATE ROUTE,  
CHARGE PER PERSON

**YoY % = 26.94**  
**MoM % = 3.58**



AIR FARE CHARGE  
FOR SPECIFIED  
ROUTES SINGLE  
JOURNEY

**YoY % = 26.64**  
**MoM % = 0.00**



JOURNEY BY  
MOTORCYCLE  
(OKADA)  
PER DROP

**YoY % = 75.29**  
**MoM % = 14.01**



WATER TRANSPORT:  
WATER WAY  
PASSENGER  
TRANSPORTATION

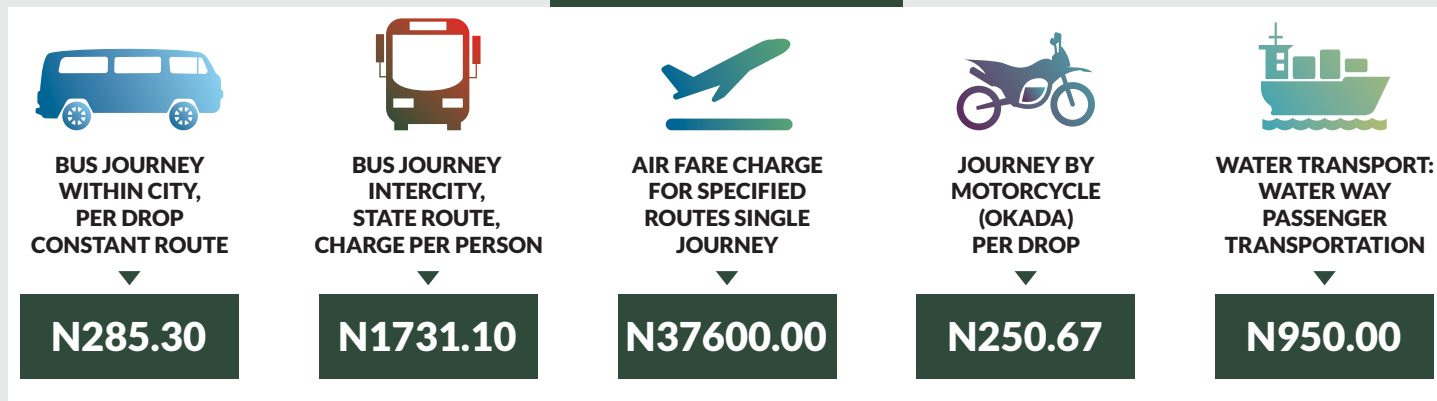
**YoY % = 45.89**  
**MoM % = 10.44**

# TRANSPORT FARE WATCH - AUGUST 2020


## Average Transport Fare by Categories -Ogun State



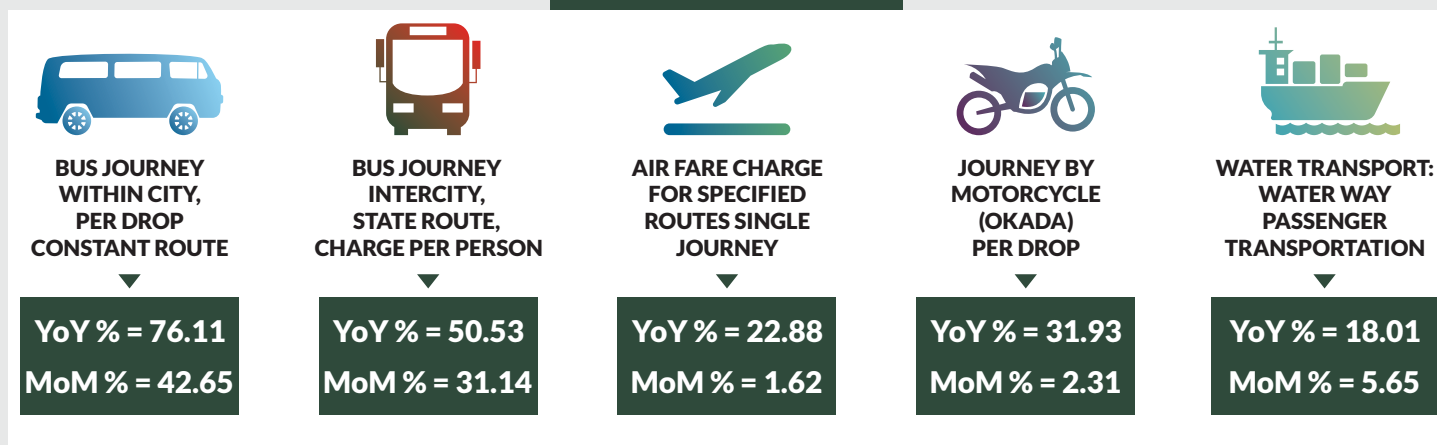
### AUGUST 2020



### JULY 2020



### YoY % & MoM %



# TRANSPORT FARE WATCH - AUGUST 2020

## Average Transport Fare by Categories -Ondo State



### AUGUST 2020



BUS JOURNEY  
WITHIN CITY,  
PER DROP  
CONSTANT ROUTE

**N294.25**



BUS JOURNEY  
INTERCITY,  
STATE ROUTE,  
CHARGE PER PERSON

**N2271.28**



AIR FARE CHARGE  
FOR SPECIFIED  
ROUTES SINGLE  
JOURNEY

**N37600.00**



JOURNEY BY  
MOTORCYCLE  
(OKADA)  
PER DROP

**N293.14**



WATER TRANSPORT:  
WATER WAY  
PASSENGER  
TRANSPORTATION

**N768.80**

### JULY 2020



BUS JOURNEY  
WITHIN CITY,  
PER DROP  
CONSTANT ROUTE

**N267.00**



BUS JOURNEY  
INTERCITY,  
STATE ROUTE,  
CHARGE PER PERSON

**N2239.20**



AIR FARE CHARGE  
FOR SPECIFIED  
ROUTES SINGLE  
JOURNEY

**N36000.00**



JOURNEY BY  
MOTORCYCLE  
(OKADA)  
PER DROP

**N258.30**



WATER TRANSPORT:  
WATER WAY  
PASSENGER  
TRANSPORTATION

**N768.40**

### YoY % & MoM %



BUS JOURNEY  
WITHIN CITY,  
PER DROP  
CONSTANT ROUTE

**YoY % = 75.15**  
**MoM % = 10.21**



BUS JOURNEY  
INTERCITY,  
STATE ROUTE,  
CHARGE PER PERSON

**YoY % = 24.41**  
**MoM % = 1.43**



AIR FARE CHARGE  
FOR SPECIFIED  
ROUTES SINGLE  
JOURNEY

**YoY % = 16.12**  
**MoM % = 4.44**



JOURNEY BY  
MOTORCYCLE  
(OKADA)  
PER DROP

**YoY % = 50.33**  
**MoM % = 13.49**



WATER TRANSPORT:  
WATER WAY  
PASSENGER  
TRANSPORTATION

**YoY % = 24.00**  
**MoM % = 0.05**

# TRANSPORT FARE WATCH - AUGUST 2020

## Average Transport Fare by Categories -Osun State



### AUGUST 2020



BUS JOURNEY  
WITHIN CITY,  
PER DROP  
CONSTANT ROUTE

**N250.79**



BUS JOURNEY  
INTERCITY,  
STATE ROUTE,  
CHARGE PER PERSON

**N1440.83**



AIR FARE CHARGE  
FOR SPECIFIED  
ROUTES SINGLE  
JOURNEY

**N37700.00**



JOURNEY BY  
MOTORCYCLE  
(OKADA)  
PER DROP

**N200.45**



WATER TRANSPORT:  
WATER WAY  
PASSENGER  
TRANSPORTATION

**N582.69**

### JULY 2020



BUS JOURNEY  
WITHIN CITY,  
PER DROP  
CONSTANT ROUTE

**N200.00**



BUS JOURNEY  
INTERCITY,  
STATE ROUTE,  
CHARGE PER PERSON

**N1320.50**



AIR FARE CHARGE  
FOR SPECIFIED  
ROUTES SINGLE  
JOURNEY

**N35700.00**



JOURNEY BY  
MOTORCYCLE  
(OKADA)  
PER DROP

**N197.65**



WATER TRANSPORT:  
WATER WAY  
PASSENGER  
TRANSPORTATION

**N573.10**

### YoY % & MoM %



BUS JOURNEY  
WITHIN CITY,  
PER DROP  
CONSTANT ROUTE

**YoY % = 54.81**  
**MoM % = 25.40**



BUS JOURNEY  
INTERCITY,  
STATE ROUTE,  
CHARGE PER PERSON

**YoY % = 30.98**  
**MoM % = 9.11**



AIR FARE CHARGE  
FOR SPECIFIED  
ROUTES SINGLE  
JOURNEY

**YoY % = 49.69**  
**MoM % = 5.60**



JOURNEY BY  
MOTORCYCLE  
(OKADA)  
PER DROP

**YoY % = 21.48**  
**MoM % = 1.42**



WATER TRANSPORT:  
WATER WAY  
PASSENGER  
TRANSPORTATION

**YoY % = 26.67**  
**MoM % = 1.67**

# TRANSPORT FARE WATCH - AUGUST 2020

## Average Transport Fare by Categories -Oyo State



### AUGUST 2020



BUS JOURNEY  
WITHIN CITY,  
PER DROP  
CONSTANT ROUTE

**N320.10**



BUS JOURNEY  
INTERCITY,  
STATE ROUTE,  
CHARGE PER PERSON

**N2200.47**



AIR FARE CHARGE  
FOR SPECIFIED  
ROUTES SINGLE  
JOURNEY

**N38765.00**



JOURNEY BY  
MOTORCYCLE  
(OKADA)  
PER DROP

**N159.81**



WATER TRANSPORT:  
WATER WAY  
PASSENGER  
TRANSPORTATION

**N582.43**

### JULY 2020



BUS JOURNEY  
WITHIN CITY,  
PER DROP  
CONSTANT ROUTE

**N284.20**



BUS JOURNEY  
INTERCITY,  
STATE ROUTE,  
CHARGE PER PERSON

**N1950.00**



AIR FARE CHARGE  
FOR SPECIFIED  
ROUTES SINGLE  
JOURNEY

**N35765.00**



JOURNEY BY  
MOTORCYCLE  
(OKADA)  
PER DROP

**N140.00**



WATER TRANSPORT:  
WATER WAY  
PASSENGER  
TRANSPORTATION

**N562.10**

### YoY % & MoM %



BUS JOURNEY  
WITHIN CITY,  
PER DROP  
CONSTANT ROUTE

**YoY % = 73.03**  
**MoM % = 12.63**



BUS JOURNEY  
INTERCITY,  
STATE ROUTE,  
CHARGE PER PERSON

**YoY % = 41.06**  
**MoM % = 12.84**



AIR FARE CHARGE  
FOR SPECIFIED  
ROUTES SINGLE  
JOURNEY

**YoY % = 53.83**  
**MoM % = 8.39**



JOURNEY BY  
MOTORCYCLE  
(OKADA)  
PER DROP

**YoY % = 113.08**  
**MoM % = 14.15**



WATER TRANSPORT:  
WATER WAY  
PASSENGER  
TRANSPORTATION

**YoY % = 28.01**  
**MoM % = 3.62**

# TRANSPORT FARE WATCH - AUGUST 2020

## Average Transport Fare by Categories -Plateau State



### AUGUST 2020



BUS JOURNEY  
WITHIN CITY,  
PER DROP  
CONSTANT ROUTE

**N310.97**



BUS JOURNEY  
INTERCITY,  
STATE ROUTE,  
CHARGE PER PERSON

**N2835.20**



AIR FARE CHARGE  
FOR SPECIFIED  
ROUTES SINGLE  
JOURNEY

**N37900.00**



JOURNEY BY  
MOTORCYCLE  
(OKADA)  
PER DROP

**N194.20**



WATER TRANSPORT:  
WATER WAY  
PASSENGER  
TRANSPORTATION

**N500.00**

### JULY 2020



BUS JOURNEY  
WITHIN CITY,  
PER DROP  
CONSTANT ROUTE

**N284.90**



BUS JOURNEY  
INTERCITY,  
STATE ROUTE,  
CHARGE PER PERSON

**N2573.00**



AIR FARE CHARGE  
FOR SPECIFIED  
ROUTES SINGLE  
JOURNEY

**N37900.00**



JOURNEY BY  
MOTORCYCLE  
(OKADA)  
PER DROP

**N168.60**



WATER TRANSPORT:  
WATER WAY  
PASSENGER  
TRANSPORTATION

**N472.10**

### YoY % & MoM %



BUS JOURNEY  
WITHIN CITY,  
PER DROP  
CONSTANT ROUTE

**YoY % = 69.93**  
**MoM % = 9.15**



BUS JOURNEY  
INTERCITY,  
STATE ROUTE,  
CHARGE PER PERSON

**YoY % = 27.14**  
**MoM % = 10.19**



AIR FARE CHARGE  
FOR SPECIFIED  
ROUTES SINGLE  
JOURNEY

**YoY % = 36.33**  
**MoM % = 0.00**



JOURNEY BY  
MOTORCYCLE  
(OKADA)  
PER DROP

**YoY % = 128.47**  
**MoM % = 15.18**



WATER TRANSPORT:  
WATER WAY  
PASSENGER  
TRANSPORTATION

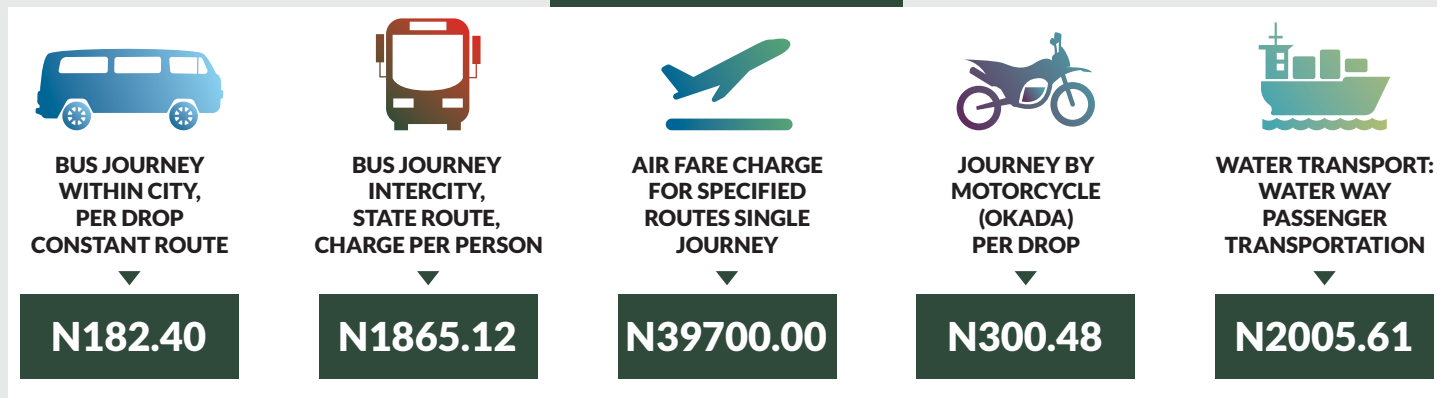
**YoY % = 53.85**  
**MoM % = 5.91**

# TRANSPORT FARE WATCH - AUGUST 2020

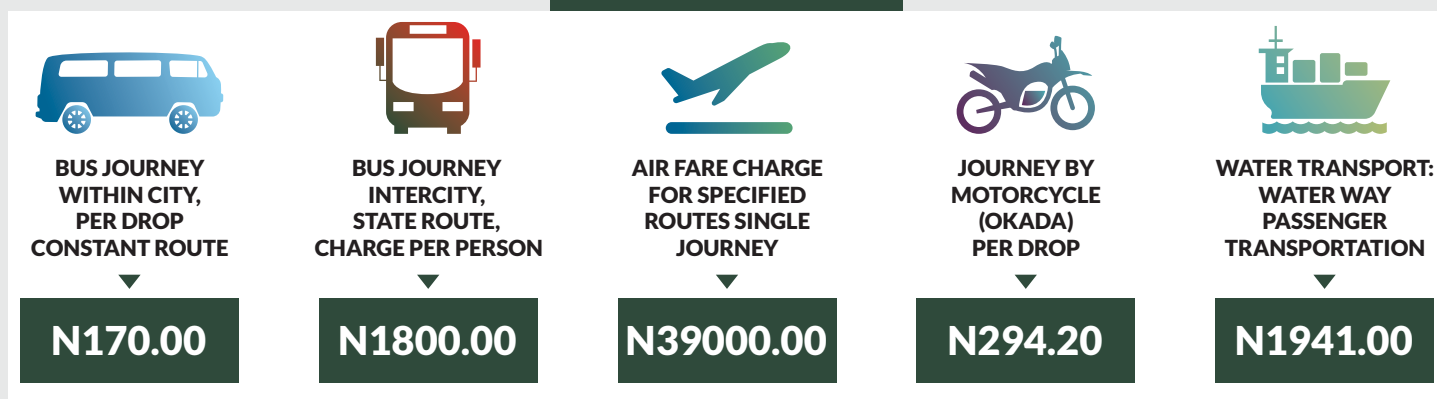
## Average Transport Fare by Categories -Rivers State



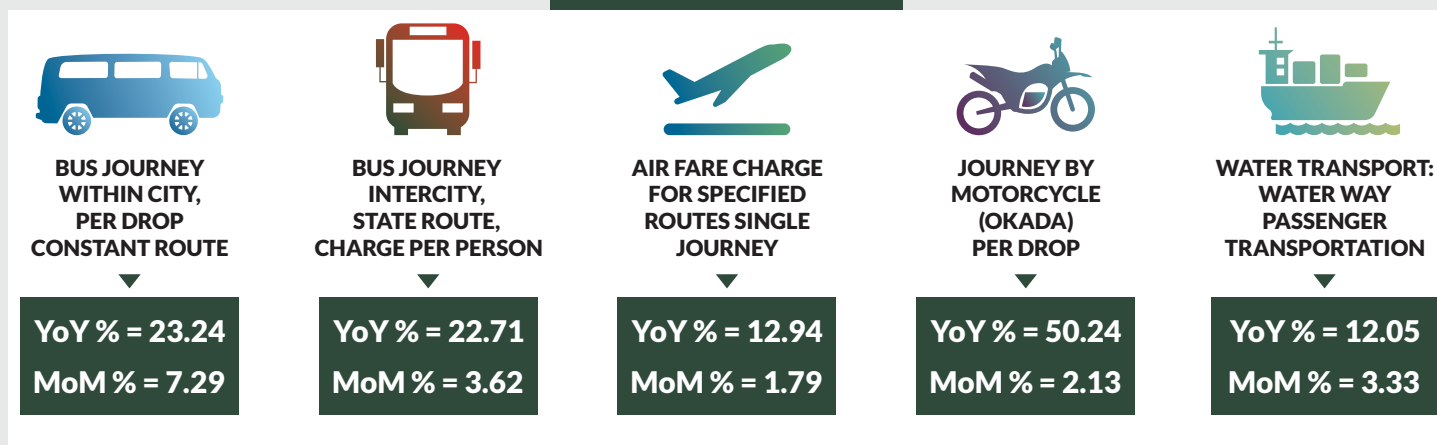
### AUGUST 2020



### JULY 2020



### YoY % & MoM %

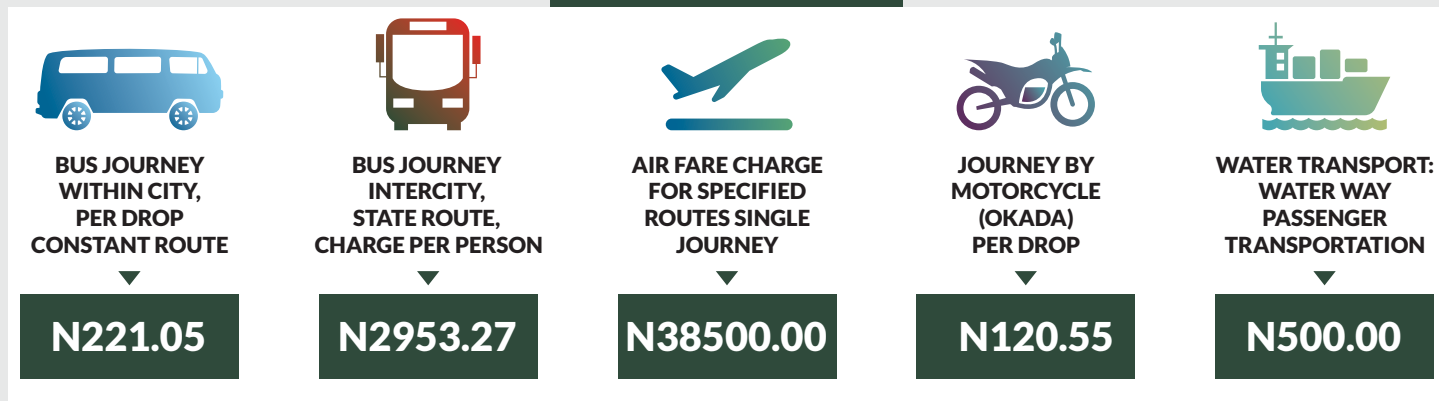


# TRANSPORT FARE WATCH - AUGUST 2020

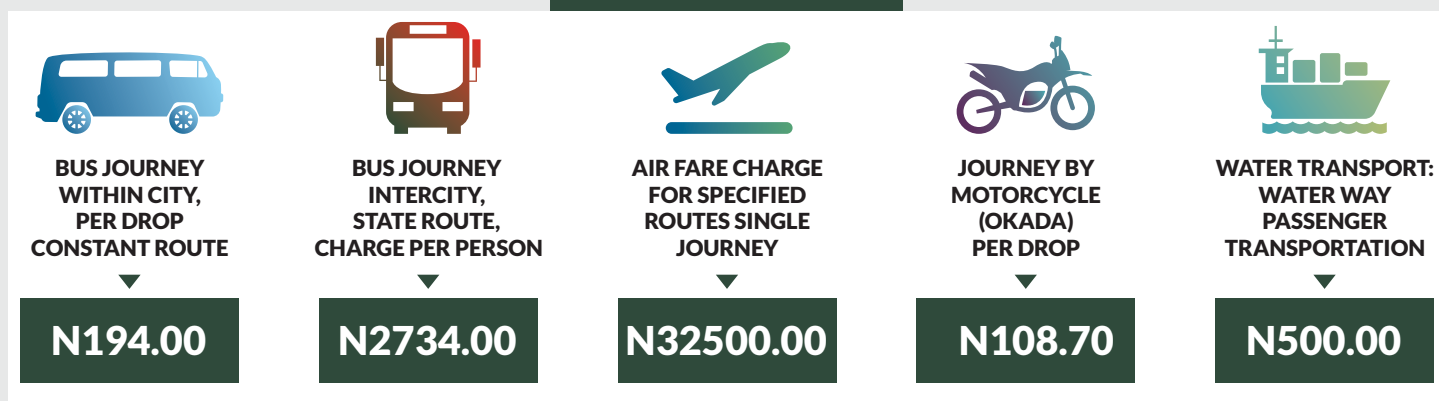
## Average Transport Fare by Categories -Sokoto State



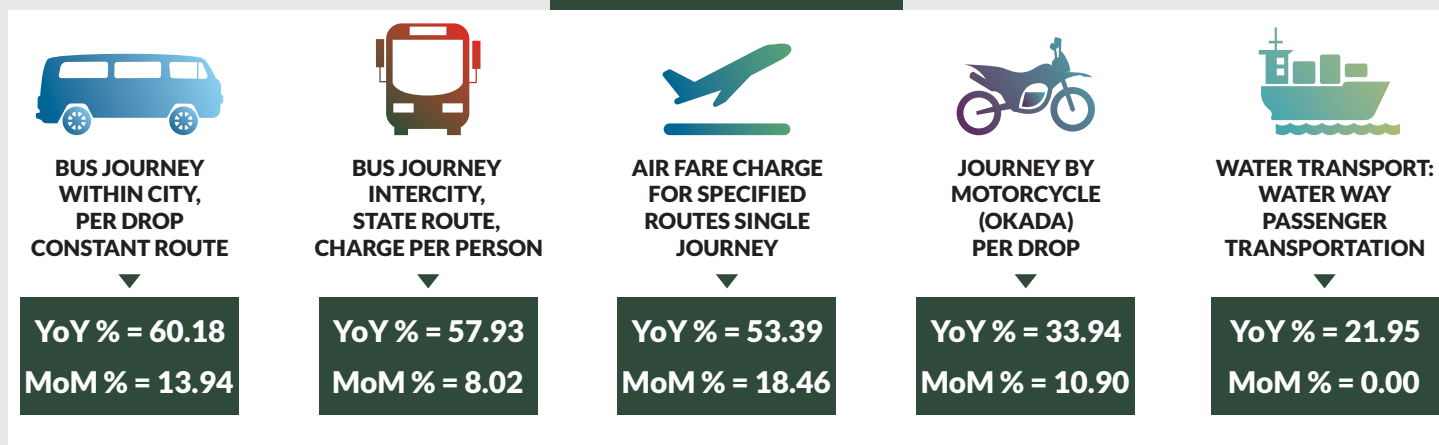
### AUGUST 2020



### JULY 2020



### YoY % & MoM %



# TRANSPORT FARE WATCH - AUGUST 2020

## Average Transport Fare by Categories -Taraba State



### AUGUST 2020



BUS JOURNEY  
WITHIN CITY,  
PER DROP  
CONSTANT ROUTE

**N310.65**



BUS JOURNEY  
INTERCITY,  
STATE ROUTE,  
CHARGE PER PERSON

**N2075.49**



AIR FARE CHARGE  
FOR SPECIFIED  
ROUTES SINGLE  
JOURNEY

**N38000.00**



JOURNEY BY  
MOTORCYCLE  
(OKADA)  
PER DROP

**N233.20**



WATER TRANSPORT:  
WATER WAY  
PASSENGER  
TRANSPORTATION

**N390.81**

### JULY 2020



BUS JOURNEY  
WITHIN CITY,  
PER DROP  
CONSTANT ROUTE

**N294.10**



BUS JOURNEY  
INTERCITY,  
STATE ROUTE,  
CHARGE PER PERSON

**N2000.00**



AIR FARE CHARGE  
FOR SPECIFIED  
ROUTES SINGLE  
JOURNEY

**N36000.00**



JOURNEY BY  
MOTORCYCLE  
(OKADA)  
PER DROP

**N210.00**



WATER TRANSPORT:  
WATER WAY  
PASSENGER  
TRANSPORTATION

**N345.00**

### YoY % & MoM %



BUS JOURNEY  
WITHIN CITY,  
PER DROP  
CONSTANT ROUTE

**YoY % = 51.54**  
**MoM % = 5.63**



BUS JOURNEY  
INTERCITY,  
STATE ROUTE,  
CHARGE PER PERSON

**YoY % = 19.97**  
**MoM % = 3.77**



AIR FARE CHARGE  
FOR SPECIFIED  
ROUTES SINGLE  
JOURNEY

**YoY % = 45.59**  
**MoM % = 5.56**



JOURNEY BY  
MOTORCYCLE  
(OKADA)  
PER DROP

**YoY % = 33.26**  
**MoM % = 11.05**



WATER TRANSPORT:  
WATER WAY  
PASSENGER  
TRANSPORTATION

**YoY % = 14.27**  
**MoM % = 13.28**

# TRANSPORT FARE WATCH - AUGUST 2020

## Average Transport Fare by Categories -Yobe State



### AUGUST 2020



BUS JOURNEY  
WITHIN CITY,  
PER DROP  
CONSTANT ROUTE

**N283.19**



BUS JOURNEY  
INTERCITY,  
STATE ROUTE,  
CHARGE PER PERSON

**N1760.55**



AIR FARE CHARGE  
FOR SPECIFIED  
ROUTES SINGLE  
JOURNEY

**N37900.00**



JOURNEY BY  
MOTORCYCLE  
(OKADA)  
PER DROP

**N291.34**



WATER TRANSPORT:  
WATER WAY  
PASSENGER  
TRANSPORTATION

**N400.00**

### JULY 2020



BUS JOURNEY  
WITHIN CITY,  
PER DROP  
CONSTANT ROUTE

**N245.00**



BUS JOURNEY  
INTERCITY,  
STATE ROUTE,  
CHARGE PER PERSON

**N1550.00**



AIR FARE CHARGE  
FOR SPECIFIED  
ROUTES SINGLE  
JOURNEY

**N37200.00**



JOURNEY BY  
MOTORCYCLE  
(OKADA)  
PER DROP

**N264.00**



WATER TRANSPORT:  
WATER WAY  
PASSENGER  
TRANSPORTATION

**N400.00**

### YoY % & MoM %



BUS JOURNEY  
WITHIN CITY,  
PER DROP  
CONSTANT ROUTE

**YoY % = 83.89**  
**MoM % = 15.59**



BUS JOURNEY  
INTERCITY,  
STATE ROUTE,  
CHARGE PER PERSON

**YoY % = 60.05**  
**MoM % = 13.58**



AIR FARE CHARGE  
FOR SPECIFIED  
ROUTES SINGLE  
JOURNEY

**YoY % = 25.70**  
**MoM % = 1.88**



JOURNEY BY  
MOTORCYCLE  
(OKADA)  
PER DROP

**YoY % = 87.96**  
**MoM % = 10.36**



WATER TRANSPORT:  
WATER WAY  
PASSENGER  
TRANSPORTATION

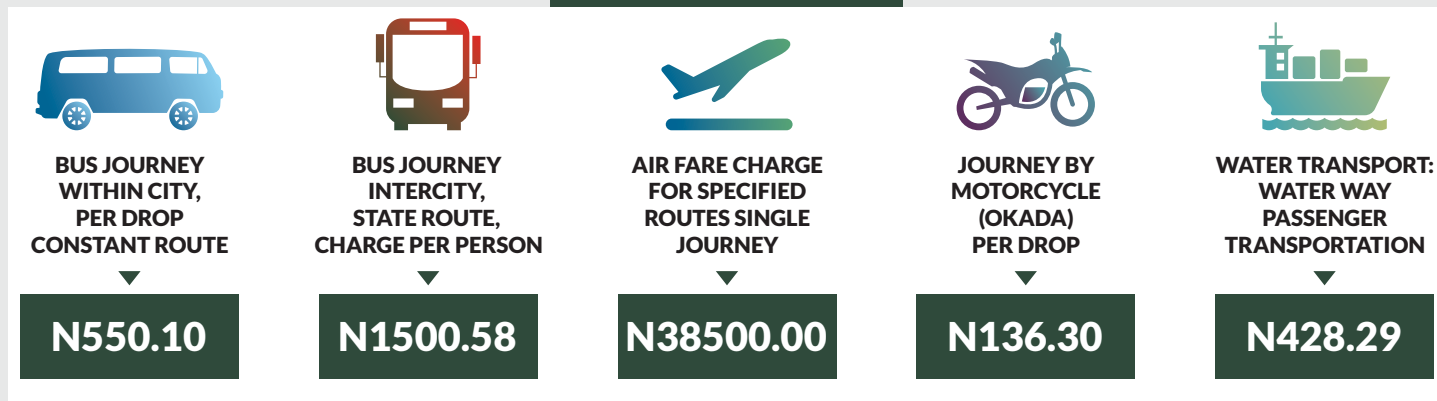
**YoY % = 33.33**  
**MoM % = 0.00**

# TRANSPORT FARE WATCH - AUGUST 2020

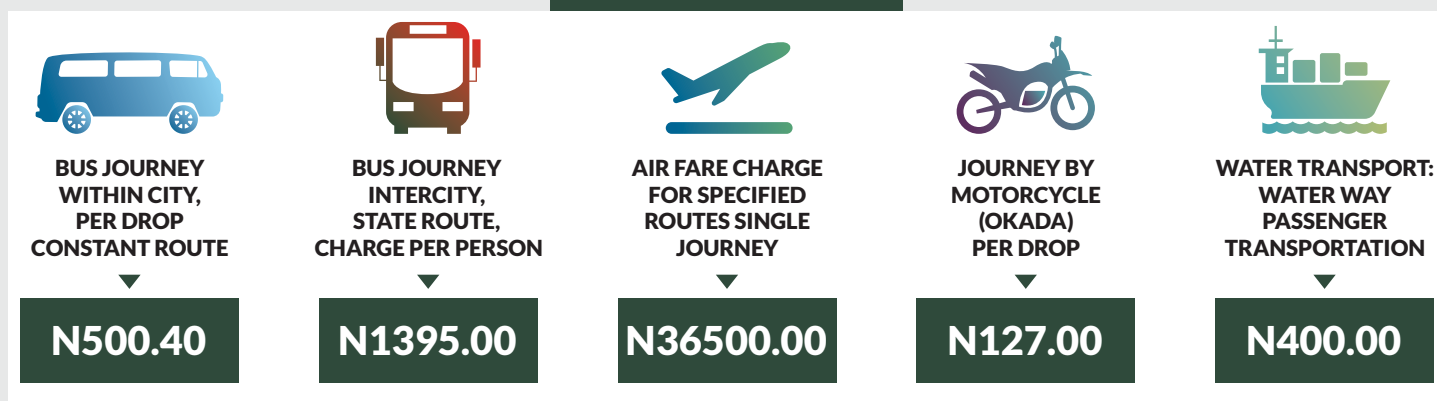
## Average Transport Fare by Categories -Zamfara State



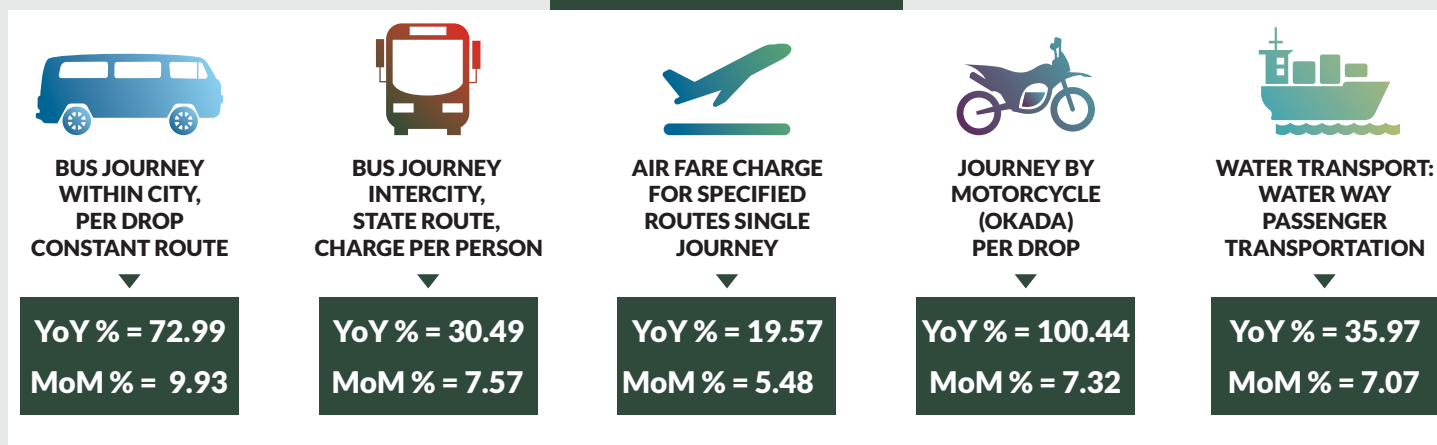
### AUGUST 2020



### JULY 2020



### YoY % & MoM %



## METHODOLOGY

Field work is done solely by over 700 NBS Staff in all States of the federation supported by supervisors who are monitored by internal and external observers.

Prices are collected across all the 774 local governments across all States and the FCT from over 10,000 respondents and locations and reflect actual prices households state they actually bought those fuels together with the prices reportedly sold by the fuel suppliers.

The average of all these prices is then reported for each state and the average for the country is the average for the state.

NBS audit team subsequently conducts randomly selected verification of prices recorded.

# ACKNOWLEDGEMENTS/CONTACTS

## Acknowledgements

We acknowledge our technical partners, Proshare in the design, concept and production of this publication.





## Contact Us

 @nigerianstat

 NBSNigeria

 [www.nigerianstat.gov.ng](http://www.nigerianstat.gov.ng)

 **Head Office Address**  
Plot 762, Independence Avenue, Central  
Business District, FCT, Abuja Nigeria.

 +234 803 386 5388

 [feedback@nigerianstat.gov.ng](mailto:feedback@nigerianstat.gov.ng)