



NATIONAL BUREAU OF STATISTICS

Transport Fare Watch

(SEPTEMBER 2020)



Report Date: October 2020

Data Source: National Bureau of Statistics (NBS)

CONTENTS

| | |
|---|----|
| Executive Summary | 1 |
| Average Transport Fare Across States | |
| -States Bus Journey Within City, Per Drop Constant Route | 2 |
| -States Bus Journey Intercity, State Route, Charge per person | 3 |
| -Air Fare Charge for Specified Routes Single Journey | 4 |
| -Journey by Motorcycle (Okada) Per Drop | 5 |
| -Waterway Passenger Transport | 6 |
| Average Transport Fare by Categories - All States | |
| Abia | 7 |
| Abuja | 8 |
| Adamawa | 9 |
| Akwa Ibom | 10 |
| Anambra | 11 |
| Bauchi | 12 |
| Bayelsa | 13 |
| Benue | 14 |
| Borno | 15 |
| Cross River | 16 |
| Delta | 17 |
| Ebonyi | 18 |
| Edo | 19 |
| Ekiti | 20 |
| Enugu | 21 |
| Gombe | 22 |
| Imo | 23 |
| Jigawa | 24 |
| Kaduna | 25 |
| Kano | 26 |
| Katsina | 27 |
| Kebbi | 28 |
| Kogi | 29 |
| Kwara | 30 |
| Lagos | 31 |
| Nassarawa | 32 |
| Niger | 33 |
| Ogun | 34 |
| Ondo | 35 |
| Osun | 36 |
| Oyo | 37 |
| Plateau | 38 |
| Rivers | 39 |
| Sokoto | 40 |
| Taraba | 41 |
| Yobe | 42 |
| Zamfara | 43 |
| Methodology | 44 |
| Acknowledgment and Contact | 45 |

EXECUTIVE SUMMARY

The Transport fare Watch report for September 2020 covers the following categories namely bus journey within the city per drop constant route; bus journey intercity, state route, charge per person; air fare charge for specified routes single journey; journey by motorcycle (Okada) per drop; and water way passenger transport.

Average fare paid by commuters for bus journey within the city increased by 7.92% month-on-month and by 63.88% year-on-year to N309.73 in September 2020 from N286.99 in August 2020. States with highest bus journey fare within city were Zamfara (N579.84), Bauchi (N492.14) and Cross River (N416.32) while States with lowest bus journey fare within city were Abia (N188.50), Kebbi (N192.48) and Borno (N200.80).

Average fare paid by commuters for bus journey intercity increased by 0.36% month-on-month and by 24.30% year-on-year to N2,022.70 in September 2020 from N2,015.50 in August 2020. States with highest bus journey fare intercity were Abuja FCT (N4,315.22), Lagos (N3,073.25) and Sokoto (N3,000.00) while States with lowest bus journey fare within city were Kwara (N223.45), Benue (N274.64) and Ondo (N291.07).

Average fare paid by air passengers for specified routes single journey decreased by -4.59% month-on-month and increased by 20.60% year-on-year to N36,884.59 in September 2020 from N38,659.86 in August 2020. States with highest air fare were Lagos (N39,750.00), Rivers (N39,520.00), Anambra (N38,950.00) while States with lowest air fare were Akwa Ibom (N32,500.00), Sokoto (N33,700.00), and Benue (N35,000.00).

Average fare paid by commuters for journey by motorcycle per drop increased by 10.47% month-on-month and by 111.11% year-on-year to N255.51 in September 2020 from N231.29 in August 2020. States with highest journey fare by motorcycle per drop were Niger (N1,467.49), Kogi (N362.47) and Rivers (N345.80) while states with lowest journey fare by motorcycle per drop were Adamawa (N76.55), Katsina (N100.84) and Kebbi (N125.60).

Average fare paid by passengers for water way passenger transport increased by 7.06% month-on-month and by 34.13% year-on-year to N734.26 in September 2020 from N685.82 in August 2020. States with highest fare by water way passenger transport were Bayelsa (N2,250.23), Rivers (N2,200.64) and Delta (N2,150.30) while states with lowest fare by water way passenger transport were Borno (N200.48), Gombe (N264.29) and Abuja FCT (N294.10).

TRANSPORT FARE WATCH - SEPTEMBER 2020

Average Transport Fare Across States -Bus Journey Within City , Per Drop Constant Route



YoY = 63.88%

N189.00

SEPTEMBER 2019 Average



AVERAGE

N309.73



MoM = 7.92%

N286.99

AUGUST 2020 Average

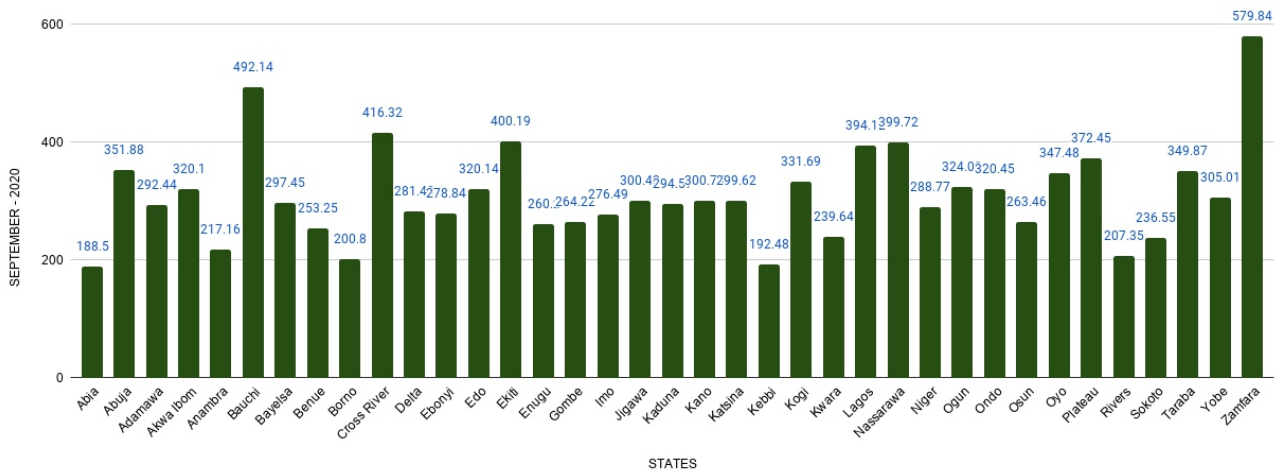
STATES WITH THE HIGHEST AVERAGE PRICES IN SEPTEMBER 2020

| | Sept - 20 | YoY % | MoM % |
|-------------|----------------|----------------|--------------|
| ZAMFARA | N579.84 | 82.34% | 5.41% |
| BAUCHI | N492.14 | 368.70% | 6.43% |
| CROSS RIVER | N416.32 | 36.50% | 4.08% |

STATES WITH THE LOWEST AVERAGE PRICES IN SEPTEMBER 2020

| | Sept - 20 | YoY % | MoM % |
|-------|----------------|----------------|--------------|
| ABIA | N188.50 | 30.90% | 2.94% |
| KEBBI | N192.48 | -25.68% | 6.83% |
| BORNO | N200.80 | 25.50% | 5.55% |

BUS JOURNEY WITHIN CITY, PER DROP CONSTANT ROUTE



TRANSPORT FARE WATCH - SEPTEMBER 2020

Average Transport Fare Across States

-Bus Journey Intercity, State Route, Charge Per Person



YoY = 24.30%

N1627.27

SEPTEMBER 2019 Average



AVERAGE

N2022.70



MoM = 0.36%

N2015.50

AUGUST 2020 Average

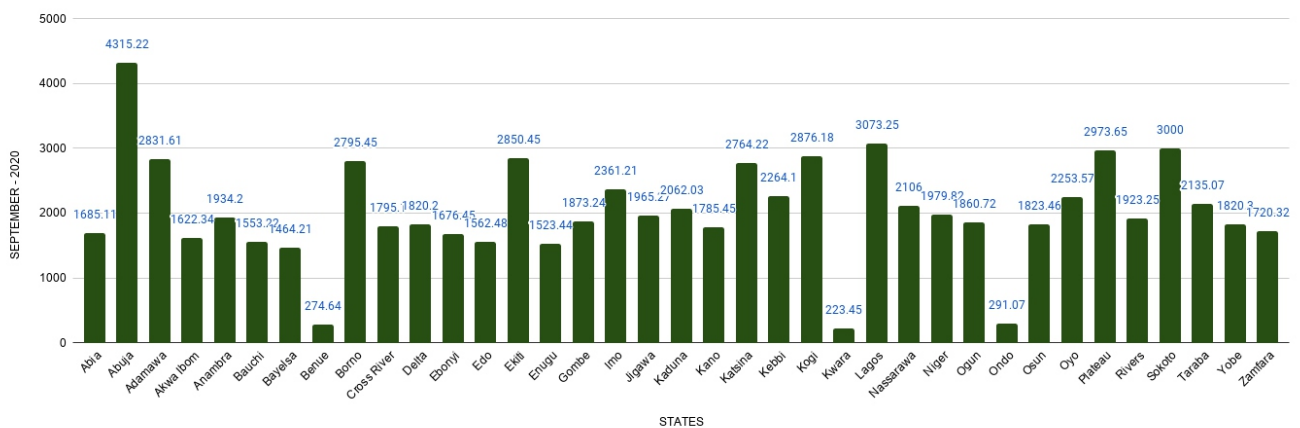
STATES WITH THE HIGHEST AVERAGE PRICES IN SEPTEMBER 2020

| | Sept - 20 | YoY % | MoM % |
|-----------|-----------------|---------------|--------------|
| ABUJA FCT | N4315.22 | 3.53% | 1.92% |
| LAGOS | N3073.25 | 34.79% | 4.42% |
| SOKOTO | N3000.00 | 59.57% | 1.58% |

STATES WITH THE LOWEST AVERAGE PRICES IN SEPTEMBER 2020

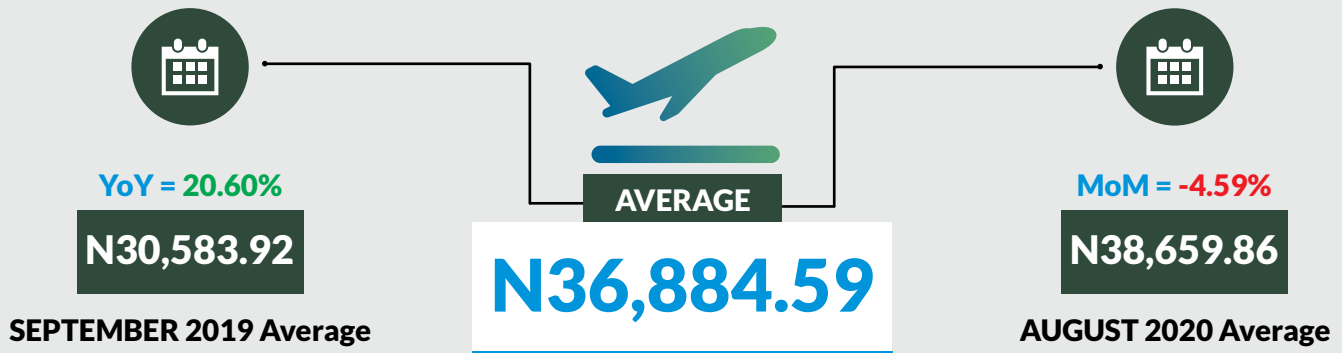
| | Sept - 20 | YoY % | MoM % |
|-------|----------------|----------------|----------------|
| KWARA | N223.45 | -87.79% | 14.13% |
| BENUE | N274.64 | -86.60% | -88.41% |
| ONDO | N291.07 | -84.14% | -87.18% |

BUS JOURNEY INTERCITY, STATE ROUTE, CHARGE PER PERSON



TRANSPORT FARE WATCH - SEPTEMBER 2020

Average Transport Fare Across States -Air Fare Charge For Specified Routes Single Journey



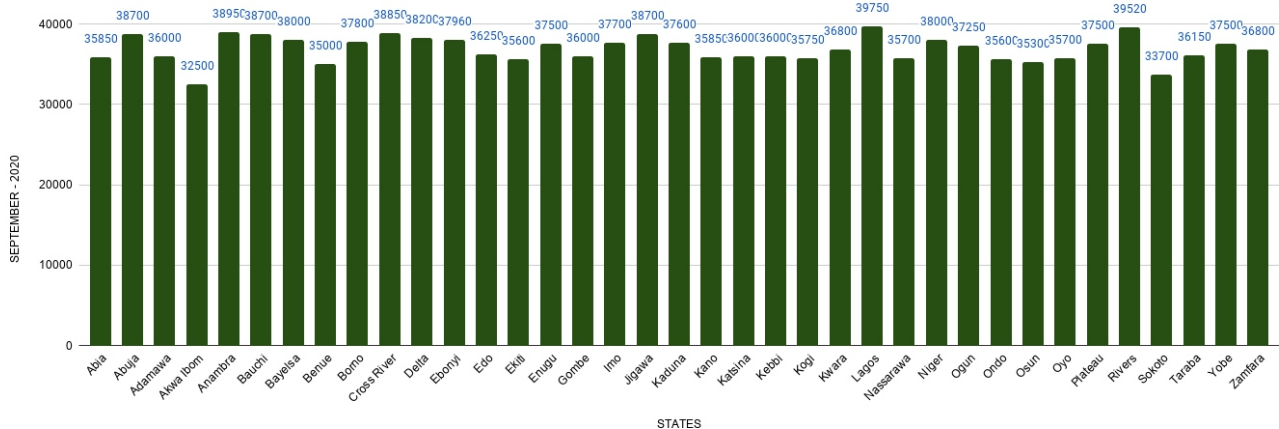
STATES WITH THE HIGHEST AVERAGE PRICES IN SEPTEMBER 2020

| | Sept - 20 | YoY% | MoM% |
|---------|-----------|--------|--------|
| LAGOS | N39750.00 | 19.01% | -2.09% |
| RIVERS | N39520.00 | 12.27% | -0.45% |
| ANAMBRA | N38950.00 | 16.03% | -2.01% |

STATES WITH THE LOWEST AVERAGE PRICES IN SEPTEMBER 2020

| | Sept - 20 | YoY% | MoM% |
|-----------|-----------|--------|---------|
| AKWA-IBOM | N32500.00 | 17.97% | -13.33% |
| SOKOTO | N33700.00 | 34.00% | -12.47% |
| BENUÉ | N35000.00 | 8.56% | -10.94% |

AIR FARE CHARGE FOR SPECIFIED ROUTES SINGLE JOURNEY



TRANSPORT FARE WATCH - SEPTEMBER 2020

Average Transport Fare Across States -Journey by Motorcycle (Okada) Per Drop



YoY = 111.11%

N121.03

SEPTEMBER 2019 Average



AVERAGE

N255.51



MoM = 10.47%

N231.29

AUGUST 2020 Average

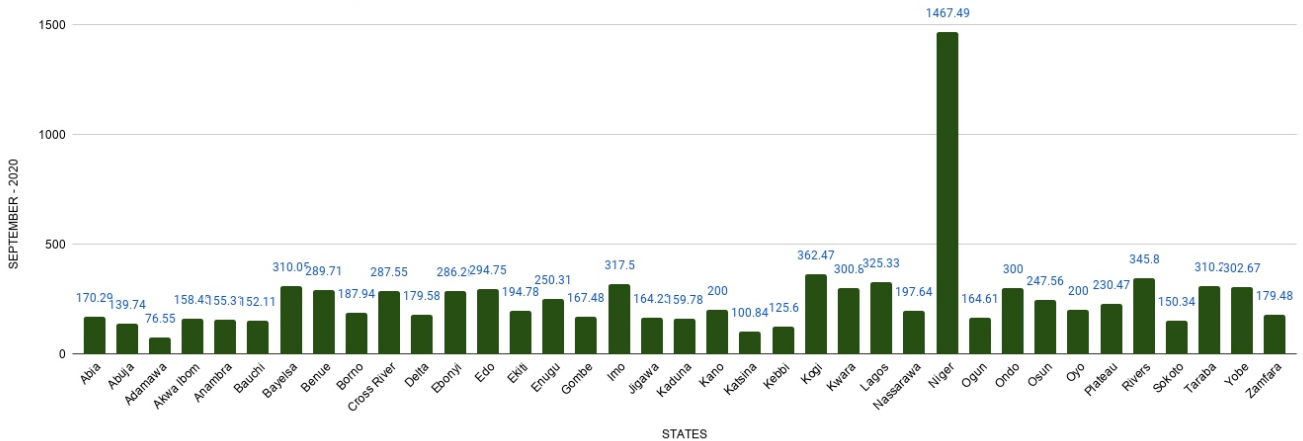
STATES WITH THE HIGHEST AVERAGE PRICES IN SEPTEMBER 2020

| | Sept - 20 | YoY% | MoM% |
|---------------|-----------------|-----------------|---------------|
| NIGER | N1467.49 | 1734.36% | 4.80% |
| KOGI | N362.47 | 90.77% | 20.61% |
| RIVERS | N345.80 | 72.90% | 15.08% |

STATES WITH THE LOWEST AVERAGE PRICES IN SEPTEMBER 2020

| | Sept - 20 | YoY% | MoM% |
|----------------|----------------|----------------|---------------|
| ADAMAWA | N76.55 | 31.98% | -4.60% |
| KATSINA | N100.84 | 60.06% | 3.53% |
| KEBBI | N125.60 | 109.33% | 25.29% |

JOURNEY BY MOTORCYCLE (OKADA) PER DROP



TRANSPORT FARE WATCH - SEPTEMBER 2020

Average Transport Fare Across States -Waterway Passenger Transport



YoY = 34.13%

N547.43

SEPTEMBER 2019 Average



AVERAGE

N734.26



MoM = 7.06%

N685.82

AUGUST 2020 Average

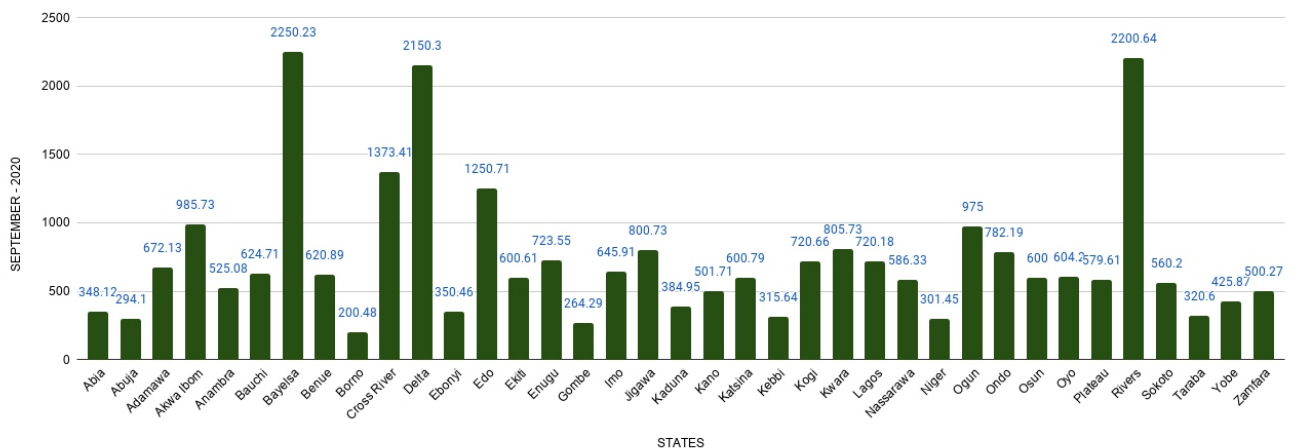
STATES WITH THE HIGHEST AVERAGE PRICES IN SEPTEMBER 2020

| | Sept - 20 | YoY% | MoM% |
|---------|-----------------|---------------|---------------|
| BAYELSA | N2250.23 | 23.64% | 13.61% |
| RIVERS | N2200.64 | 23.29% | 9.72% |
| DELTA | N2150.30 | 19.46% | 7.52% |

STATES WITH THE LOWEST AVERAGE PRICES IN SEPTEMBER 2020

| | Sept - 20 | YoY% | MoM% |
|-----------|----------------|---------------|---------------|
| BORNO | N200.48 | 48.50% | 2.84% |
| GOMBE | N264.29 | 42.86% | 32.15% |
| ABUJA FCT | N294.10 | 31.88% | 9.55% |

WATERWAY PASSENGER TRANSPORTATION



TRANSPORT FARE WATCH - SEPTEMBER 2020

Average Transport Fare by Categories -Abia State



SEPTEMBER 2020



BUS JOURNEY
WITHIN CITY,
PER DROP
CONSTANT ROUTE

N188.50



BUS JOURNEY
INTERCITY,
STATE ROUTE,
CHARGE PER PERSON

N1685.11



AIR FARE CHARGE
FOR SPECIFIED
ROUTES SINGLE
JOURNEY

N35850.00



JOURNEY BY
MOTORCYCLE
(OKADA)
PER DROP

N170.29



WATER TRANSPORT:
WATER WAY
PASSENGER
TRANSPORTATION

N348.12

AUGUST 2020



BUS JOURNEY
WITHIN CITY,
PER DROP
CONSTANT ROUTE

N183.12



BUS JOURNEY
INTERCITY,
STATE ROUTE,
CHARGE PER PERSON

N1610.00



AIR FARE CHARGE
FOR SPECIFIED
ROUTES SINGLE
JOURNEY

N35550.00



JOURNEY BY
MOTORCYCLE
(OKADA)
PER DROP

N168.00



WATER TRANSPORT:
WATER WAY
PASSENGER
TRANSPORTATION

N345.00

YoY % & MoM %



BUS JOURNEY
WITHIN CITY,
PER DROP
CONSTANT ROUTE

YoY % = 30.90
MoM % = 2.94



BUS JOURNEY
INTERCITY,
STATE ROUTE,
CHARGE PER PERSON

YoY % = 25.75
MoM % = 4.67



AIR FARE CHARGE
FOR SPECIFIED
ROUTES SINGLE
JOURNEY

YoY % = 7.50
MoM % = 0.84



JOURNEY BY
MOTORCYCLE
(OKADA)
PER DROP

YoY % = 25.21
MoM % = 1.36



WATER TRANSPORT:
WATER WAY
PASSENGER
TRANSPORTATION

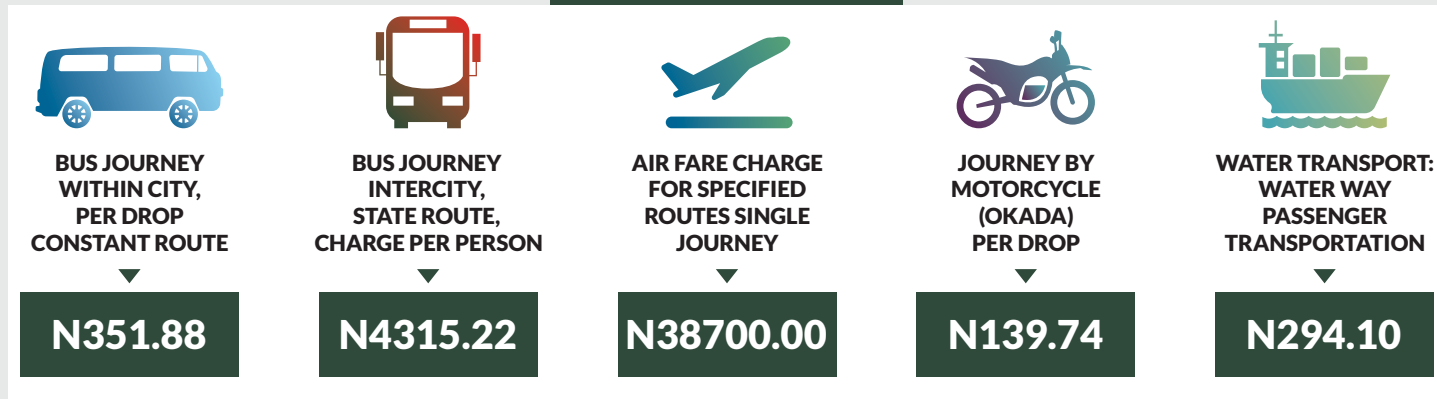
YoY % = 26.59
MoM % = 0.90

TRANSPORT FARE WATCH - SEPTEMBER 2020

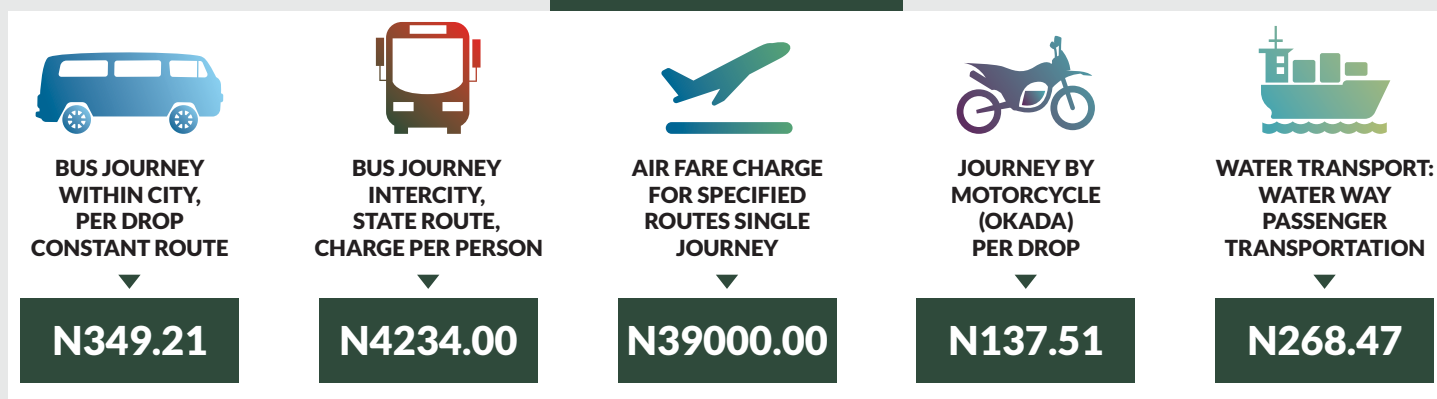
Average Transport Fare by Categories -FCT Abuja



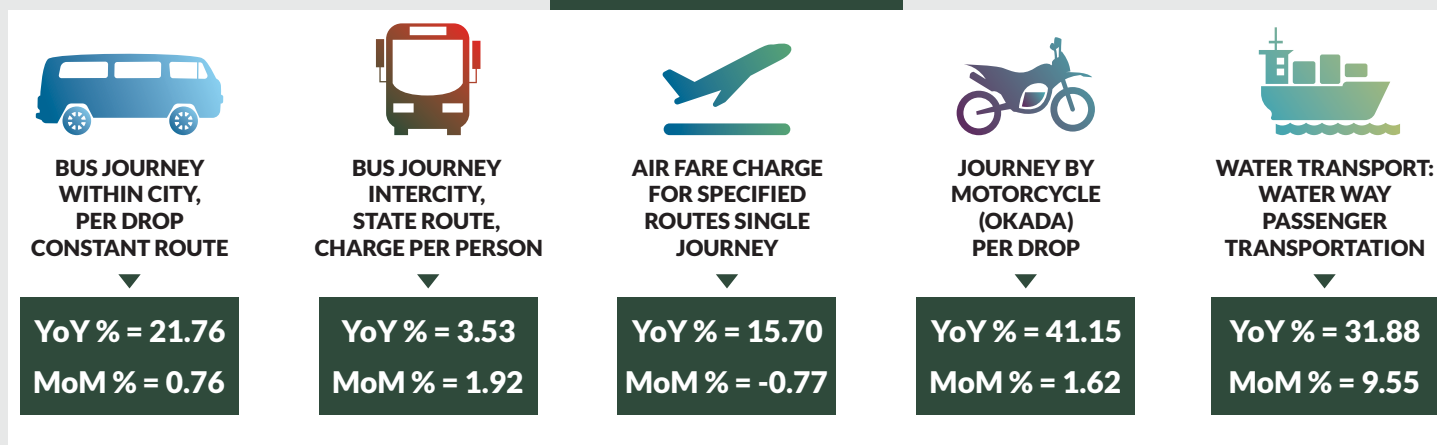
SEPTEMBER 2020



AUGUST 2020



YoY % & MoM %



TRANSPORT FARE WATCH - SEPTEMBER 2020

Average Transport Fare by Categories -Adamawa State



SEPTEMBER 2020



BUS JOURNEY
WITHIN CITY,
PER DROP
CONSTANT ROUTE

N292.44



BUS JOURNEY
INTERCITY,
STATE ROUTE,
CHARGE PER PERSON

N2831.61



AIR FARE CHARGE
FOR SPECIFIED
ROUTES SINGLE
JOURNEY

N36000.00



JOURNEY BY
MOTORCYCLE
(OKADA)
PER DROP

N76.55



WATER TRANSPORT:
WATER WAY
PASSENGER
TRANSPORTATION

N672.13

AUGUST 2020



BUS JOURNEY
WITHIN CITY,
PER DROP
CONSTANT ROUTE

N280.10



BUS JOURNEY
INTERCITY,
STATE ROUTE,
CHARGE PER PERSON

N2765.25



AIR FARE CHARGE
FOR SPECIFIED
ROUTES SINGLE
JOURNEY

N35600.00



JOURNEY BY
MOTORCYCLE
(OKADA)
PER DROP

N73.24



WATER TRANSPORT:
WATER WAY
PASSENGER
TRANSPORTATION

N642.31

YoY % & MoM %



BUS JOURNEY
WITHIN CITY,
PER DROP
CONSTANT ROUTE

YoY % = 14.68
MoM % = 4.41



BUS JOURNEY
INTERCITY,
STATE ROUTE,
CHARGE PER PERSON

YoY % = 11.61
MoM % = 2.40



AIR FARE CHARGE
FOR SPECIFIED
ROUTES SINGLE
JOURNEY

YoY % = 7.30
MoM % = 1.12



JOURNEY BY
MOTORCYCLE
(OKADA)
PER DROP

YoY % = 31.98
MoM % = 4.52



WATER TRANSPORT:
WATER WAY
PASSENGER
TRANSPORTATION

YoY % = 44.54
MoM % = 4.64

TRANSPORT FARE WATCH - SEPTEMBER 2020

Average Transport Fare by Categories -Akwa Ibom State



SEPTEMBER 2020



BUS JOURNEY
WITHIN CITY,
PER DROP
CONSTANT ROUTE

N320.10



BUS JOURNEY
INTERCITY,
STATE ROUTE,
CHARGE PER PERSON

N1622.34



AIR FARE CHARGE
FOR SPECIFIED
ROUTES SINGLE
JOURNEY

N32500.00



JOURNEY BY
MOTORCYCLE
(OKADA)
PER DROP

N158.45



WATER TRANSPORT:
WATER WAY
PASSENGER
TRANSPORTATION

N985.73

AUGUST 2020



BUS JOURNEY
WITHIN CITY,
PER DROP
CONSTANT ROUTE

N298.76



BUS JOURNEY
INTERCITY,
STATE ROUTE,
CHARGE PER PERSON

N1529.20



AIR FARE CHARGE
FOR SPECIFIED
ROUTES SINGLE
JOURNEY

N30500.00



JOURNEY BY
MOTORCYCLE
(OKADA)
PER DROP

N117.65



WATER TRANSPORT:
WATER WAY
PASSENGER
TRANSPORTATION

N925.75

YoY % & MoM %



BUS JOURNEY
WITHIN CITY,
PER DROP
CONSTANT ROUTE

YoY % = 37.97
MoM % = 7.14



BUS JOURNEY
INTERCITY,
STATE ROUTE,
CHARGE PER PERSON

YoY % = 21.07
MoM % = 6.09



AIR FARE CHARGE
FOR SPECIFIED
ROUTES SINGLE
JOURNEY

YoY % = 17.97
MoM % = 6.56



JOURNEY BY
MOTORCYCLE
(OKADA)
PER DROP

YoY % = 58.45
MoM % = 34.68



WATER TRANSPORT:
WATER WAY
PASSENGER
TRANSPORTATION

YoY % = 18.76
MoM % = 6.48

TRANSPORT FARE WATCH - SEPTEMBER 2020

Average Transport Fare by Categories -Anambra State



SEPTEMBER 2020



BUS JOURNEY
WITHIN CITY,
PER DROP
CONSTANT ROUTE

N217.16



BUS JOURNEY
INTERCITY,
STATE ROUTE,
CHARGE PER PERSON

N1934.20



AIR FARE CHARGE
FOR SPECIFIED
ROUTES SINGLE
JOURNEY

N38950.00



JOURNEY BY
MOTORCYCLE
(OKADA)
PER DROP

N155.31



WATER TRANSPORT:
WATER WAY
PASSENGER
TRANSPORTATION

N525.08

AUGUST 2020



BUS JOURNEY
WITHIN CITY,
PER DROP
CONSTANT ROUTE

N200.78



BUS JOURNEY
INTERCITY,
STATE ROUTE,
CHARGE PER PERSON

N1850.61



AIR FARE CHARGE
FOR SPECIFIED
ROUTES SINGLE
JOURNEY

N38750.00



JOURNEY BY
MOTORCYCLE
(OKADA)
PER DROP

N142.28



WATER TRANSPORT:
WATER WAY
PASSENGER
TRANSPORTATION

N495.45

YoY % & MoM %



BUS JOURNEY
WITHIN CITY,
PER DROP
CONSTANT ROUTE

YoY % = 57.36
MoM % = 8.16



BUS JOURNEY
INTERCITY,
STATE ROUTE,
CHARGE PER PERSON

YoY % = 33.39
MoM % = 4.52



AIR FARE CHARGE
FOR SPECIFIED
ROUTES SINGLE
JOURNEY

YoY % = 16.03
MoM % = 0.52



JOURNEY BY
MOTORCYCLE
(OKADA)
PER DROP

YoY % = 60.11
MoM % = 9.16



WATER TRANSPORT:
WATER WAY
PASSENGER
TRANSPORTATION

YoY % = 36.38
MoM % = 5.98

TRANSPORT FARE WATCH - SEPTEMBER 2020

Average Transport Fare by Categories -Bauchi State



SEPTEMBER 2020



BUS JOURNEY
WITHIN CITY,
PER DROP
CONSTANT ROUTE

N492.14



BUS JOURNEY
INTERCITY,
STATE ROUTE,
CHARGE PER PERSON

N1553.22



AIR FARE CHARGE
FOR SPECIFIED
ROUTES SINGLE
JOURNEY

N38700.00



JOURNEY BY
MOTORCYCLE
(OKADA)
PER DROP

N152.11



WATER TRANSPORT:
WATER WAY
PASSENGER
TRANSPORTATION

N624.71

AUGUST 2020



BUS JOURNEY
WITHIN CITY,
PER DROP
CONSTANT ROUTE

N462.41



BUS JOURNEY
INTERCITY,
STATE ROUTE,
CHARGE PER PERSON

N1321.50



AIR FARE CHARGE
FOR SPECIFIED
ROUTES SINGLE
JOURNEY

N37000.00



JOURNEY BY
MOTORCYCLE
(OKADA)
PER DROP

N140.32



WATER TRANSPORT:
WATER WAY
PASSENGER
TRANSPORTATION

N597.54

YoY % & MoM %



BUS JOURNEY
WITHIN CITY,
PER DROP
CONSTANT ROUTE

YoY % = 368.70
MoM % = 6.43



BUS JOURNEY
INTERCITY,
STATE ROUTE,
CHARGE PER PERSON

YoY % = 61.96
MoM % = 17.53



AIR FARE CHARGE
FOR SPECIFIED
ROUTES SINGLE
JOURNEY

YoY % = 19.81
MoM % = 4.59



JOURNEY BY
MOTORCYCLE
(OKADA)
PER DROP

YoY % = 69.01
MoM % = 8.40



WATER TRANSPORT:
WATER WAY
PASSENGER
TRANSPORTATION

YoY % = 56.18
MoM % = 4.55

TRANSPORT FARE WATCH - SEPTEMBER 2020

Average Transport Fare by Categories -Bayelsa State



SEPTEMBER 2020



BUS JOURNEY
WITHIN CITY,
PER DROP
CONSTANT ROUTE

N297.45



BUS JOURNEY
INTERCITY,
STATE ROUTE,
CHARGE PER PERSON

N1464.21



AIR FARE CHARGE
FOR SPECIFIED
ROUTES SINGLE
JOURNEY

N38000.00



JOURNEY BY
MOTORCYCLE
(OKADA)
PER DROP

N310.05



WATER TRANSPORT:
WATER WAY
PASSENGER
TRANSPORTATION

N2250.23

AUGUST 2020



BUS JOURNEY
WITHIN CITY,
PER DROP
CONSTANT ROUTE

N288.67



BUS JOURNEY
INTERCITY,
STATE ROUTE,
CHARGE PER PERSON

N1300.42



AIR FARE CHARGE
FOR SPECIFIED
ROUTES SINGLE
JOURNEY

N37400.00



JOURNEY BY
MOTORCYCLE
(OKADA)
PER DROP

N294.26



WATER TRANSPORT:
WATER WAY
PASSENGER
TRANSPORTATION

N1970.00

YoY % & MoM %



BUS JOURNEY
WITHIN CITY,
PER DROP
CONSTANT ROUTE

YoY % = 51.76
MoM % = 3.04



BUS JOURNEY
INTERCITY,
STATE ROUTE,
CHARGE PER PERSON

YoY % = 46.86
MoM % = 12.60



AIR FARE CHARGE
FOR SPECIFIED
ROUTES SINGLE
JOURNEY

YoY % = 18.20
MoM % = 1.60



JOURNEY BY
MOTORCYCLE
(OKADA)
PER DROP

YoY % = 76.16
MoM % = 5.37



WATER TRANSPORT:
WATER WAY
PASSENGER
TRANSPORTATION

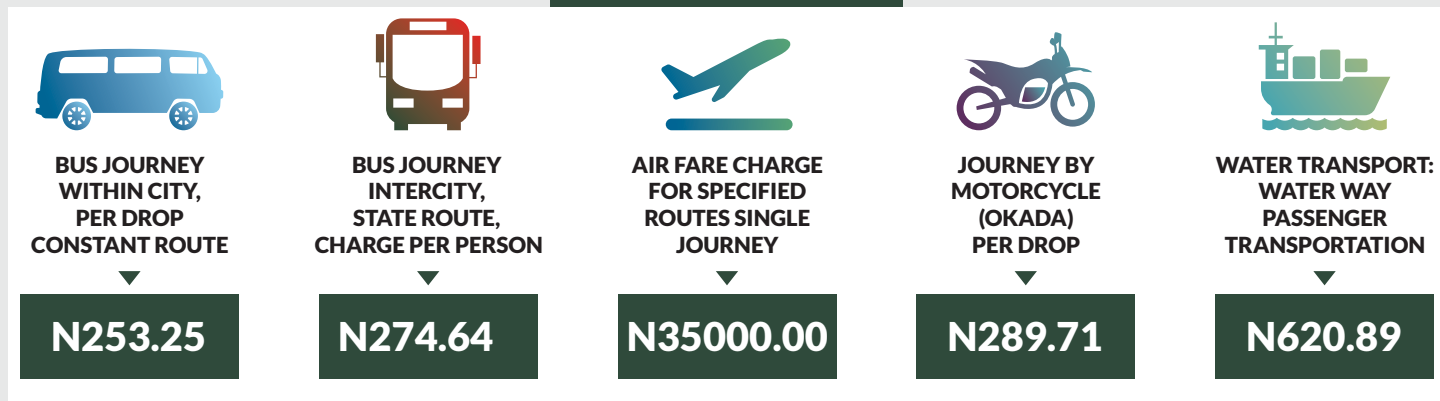
YoY % = 23.64
MoM % = 14.22

TRANSPORT FARE WATCH - SEPTEMBER 2020

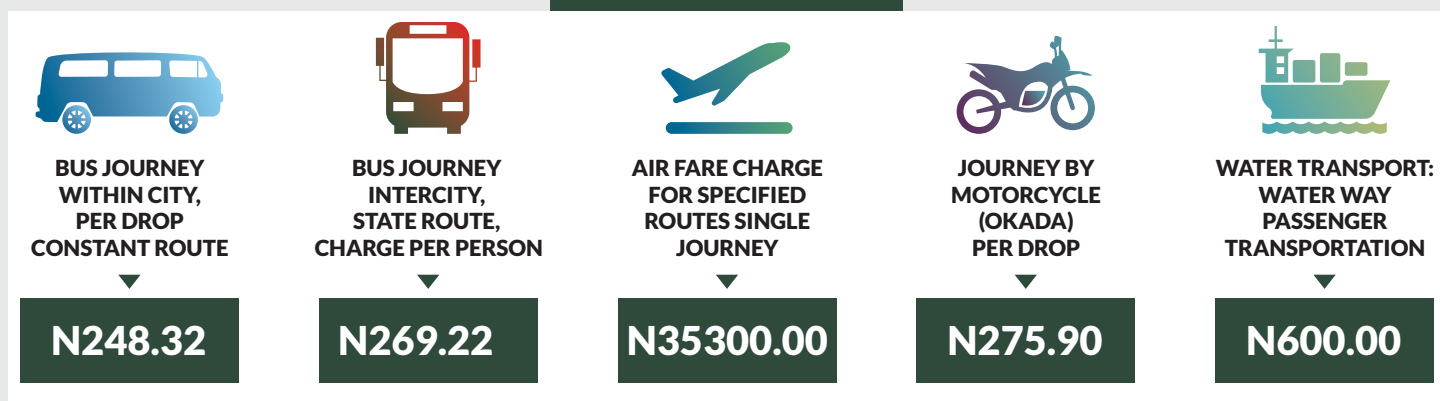
Average Transport Fare by Categories -Benue State



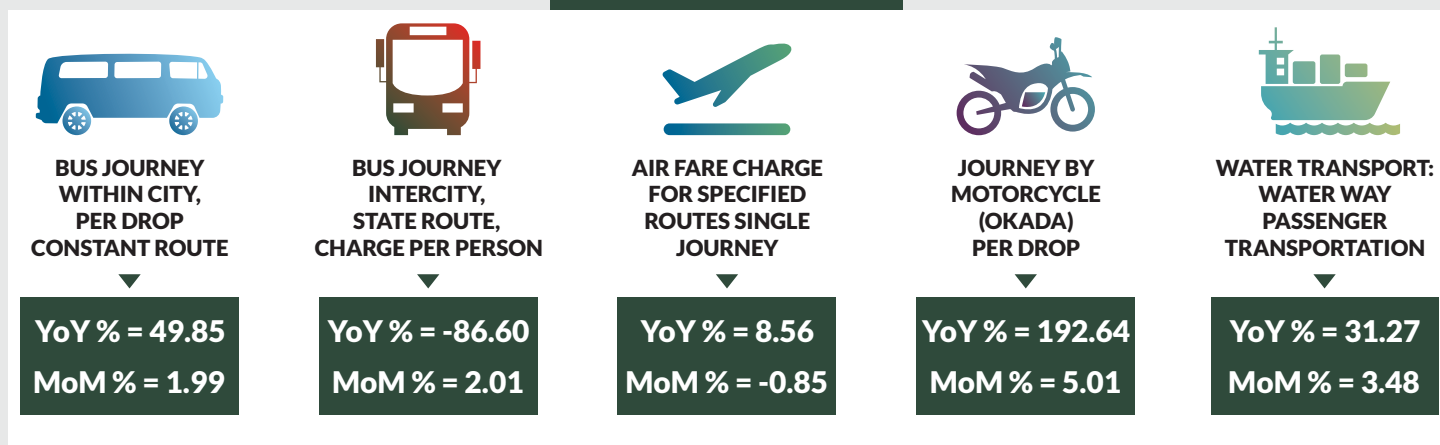
SEPTEMBER 2020



AUGUST 2020



YoY % & MoM %



TRANSPORT FARE WATCH - SEPTEMBER 2020

Average Transport Fare by Categories -Borno State



SEPTEMBER 2020



BUS JOURNEY
WITHIN CITY,
PER DROP
CONSTANT ROUTE

N200.80



BUS JOURNEY
INTERCITY,
STATE ROUTE,
CHARGE PER PERSON

N2795.45



AIR FARE CHARGE
FOR SPECIFIED
ROUTES SINGLE
JOURNEY

N37800.00



JOURNEY BY
MOTORCYCLE
(OKADA)
PER DROP

N187.94



WATER TRANSPORT:
WATER WAY
PASSENGER
TRANSPORTATION

N200.48

AUGUST 2020



BUS JOURNEY
WITHIN CITY,
PER DROP
CONSTANT ROUTE

N190.25



BUS JOURNEY
INTERCITY,
STATE ROUTE,
CHARGE PER PERSON

N2700.13



AIR FARE CHARGE
FOR SPECIFIED
ROUTES SINGLE
JOURNEY

N38000.00



JOURNEY BY
MOTORCYCLE
(OKADA)
PER DROP

N178.54



WATER TRANSPORT:
WATER WAY
PASSENGER
TRANSPORTATION

N194.95

YoY % & MoM %



BUS JOURNEY
WITHIN CITY,
PER DROP
CONSTANT ROUTE

YoY % = 25.50
MoM % = 5.55



BUS JOURNEY
INTERCITY,
STATE ROUTE,
CHARGE PER PERSON

YoY % = 13.87
MoM % = 3.53



AIR FARE CHARGE
FOR SPECIFIED
ROUTES SINGLE
JOURNEY

YoY % = 21.15
MoM % = -0.53



JOURNEY BY
MOTORCYCLE
(OKADA)
PER DROP

YoY % = 84.25
MoM % = 5.26



WATER TRANSPORT:
WATER WAY
PASSENGER
TRANSPORTATION

YoY % = 48.50
MoM % = 2.84

TRANSPORT FARE WATCH - SEPTEMBER 2020

Average Transport Fare by Categories -Cross river State



SEPTEMBER 2020



BUS JOURNEY
WITHIN CITY,
PER DROP
CONSTANT ROUTE

N416.32



BUS JOURNEY
INTERCITY,
STATE ROUTE,
CHARGE PER PERSON

N1795.10



AIR FARE CHARGE
FOR SPECIFIED
ROUTES SINGLE
JOURNEY

N38850.00



JOURNEY BY
MOTORCYCLE
(OKADA)
PER DROP

N287.55



WATER TRANSPORT:
WATER WAY
PASSENGER
TRANSPORTATION

N1373.41

AUGUST 2020



BUS JOURNEY
WITHIN CITY,
PER DROP
CONSTANT ROUTE

N400.00



BUS JOURNEY
INTERCITY,
STATE ROUTE,
CHARGE PER PERSON

N1700.91



AIR FARE CHARGE
FOR SPECIFIED
ROUTES SINGLE
JOURNEY

N38650.00



JOURNEY BY
MOTORCYCLE
(OKADA)
PER DROP

N210.68



WATER TRANSPORT:
WATER WAY
PASSENGER
TRANSPORTATION

N1300.00

YoY % & MoM %



BUS JOURNEY
WITHIN CITY,
PER DROP
CONSTANT ROUTE

YoY % = 36.50
MoM % = 4.08



BUS JOURNEY
INTERCITY,
STATE ROUTE,
CHARGE PER PERSON

YoY % = 31.03
MoM % = 5.54



AIR FARE CHARGE
FOR SPECIFIED
ROUTES SINGLE
JOURNEY

YoY % = 22.75
MoM % = 0.52



JOURNEY BY
MOTORCYCLE
(OKADA)
PER DROP

YoY % = 121.19
MoM % = 36.49



WATER TRANSPORT:
WATER WAY
PASSENGER
TRANSPORTATION

YoY % = 45.33
MoM % = 5.65

TRANSPORT FARE WATCH - SEPTEMBER 2020

Average Transport Fare by Categories -Delta State



SEPTEMBER 2020



BUS JOURNEY
WITHIN CITY,
PER DROP
CONSTANT ROUTE

N281.49



BUS JOURNEY
INTERCITY,
STATE ROUTE,
CHARGE PER PERSON

N1820.20



AIR FARE CHARGE
FOR SPECIFIED
ROUTES SINGLE
JOURNEY

N38200.00



JOURNEY BY
MOTORCYCLE
(OKADA)
PER DROP

N179.58



WATER TRANSPORT:
WATER WAY
PASSENGER
TRANSPORTATION

N2150.30

AUGUST 2020



BUS JOURNEY
WITHIN CITY,
PER DROP
CONSTANT ROUTE

N220.46



BUS JOURNEY
INTERCITY,
STATE ROUTE,
CHARGE PER PERSON

N1700.82



AIR FARE CHARGE
FOR SPECIFIED
ROUTES SINGLE
JOURNEY

N38000.00



JOURNEY BY
MOTORCYCLE
(OKADA)
PER DROP

N170.21



WATER TRANSPORT:
WATER WAY
PASSENGER
TRANSPORTATION

N2000.00

YoY % & MoM %



BUS JOURNEY
WITHIN CITY,
PER DROP
CONSTANT ROUTE

YoY % = 78.16
MoM % = 27.68



BUS JOURNEY
INTERCITY,
STATE ROUTE,
CHARGE PER PERSON

YoY % = 48.22
MoM % = 7.02



AIR FARE CHARGE
FOR SPECIFIED
ROUTES SINGLE
JOURNEY

YoY % = 18.05
MoM % = 0.53



JOURNEY BY
MOTORCYCLE
(OKADA)
PER DROP

YoY % = 136.29
MoM % = 5.50



WATER TRANSPORT:
WATER WAY
PASSENGER
TRANSPORTATION

YoY % = 19.46
MoM % = 7.52

TRANSPORT FARE WATCH - SEPTEMBER 2020

Average Transport Fare by Categories -Ebonyi State



SEPTEMBER 2020



BUS JOURNEY
WITHIN CITY,
PER DROP
CONSTANT ROUTE

N278.84



BUS JOURNEY
INTERCITY,
STATE ROUTE,
CHARGE PER PERSON

N1676.45



AIR FARE CHARGE
FOR SPECIFIED
ROUTES SINGLE
JOURNEY

N37960.00



JOURNEY BY
MOTORCYCLE
(OKADA)
PER DROP

N286.28



WATER TRANSPORT:
WATER WAY
PASSENGER
TRANSPORTATION

N350.46

AUGUST 2020



BUS JOURNEY
WITHIN CITY,
PER DROP
CONSTANT ROUTE

N250.97



BUS JOURNEY
INTERCITY,
STATE ROUTE,
CHARGE PER PERSON

N1620.41



AIR FARE CHARGE
FOR SPECIFIED
ROUTES SINGLE
JOURNEY

N37600.00



JOURNEY BY
MOTORCYCLE
(OKADA)
PER DROP

N273.10



WATER TRANSPORT:
WATER WAY
PASSENGER
TRANSPORTATION

N300.00

YoY % & MoM %



BUS JOURNEY
WITHIN CITY,
PER DROP
CONSTANT ROUTE

YoY % = 52.37
MoM % = 11.10



BUS JOURNEY
INTERCITY,
STATE ROUTE,
CHARGE PER PERSON

YoY % = 40.15
MoM % = 8.89



AIR FARE CHARGE
FOR SPECIFIED
ROUTES SINGLE
JOURNEY

YoY % = 17.89
MoM % = 0.96



JOURNEY BY
MOTORCYCLE
(OKADA)
PER DROP

YoY % = 59.04
MoM % = 4.83



WATER TRANSPORT:
WATER WAY
PASSENGER
TRANSPORTATION

YoY % = 80.65
MoM % = 16.82

TRANSPORT FARE WATCH - SEPTEMBER 2020

Average Transport Fare by Categories -Edo State



SEPTEMBER 2020



BUS JOURNEY
WITHIN CITY,
PER DROP
CONSTANT ROUTE

N320.14



BUS JOURNEY
INTERCITY,
STATE ROUTE,
CHARGE PER PERSON

N1562.48



AIR FARE CHARGE
FOR SPECIFIED
ROUTES SINGLE
JOURNEY

N36250.00



JOURNEY BY
MOTORCYCLE
(OKADA)
PER DROP

N294.75



WATER TRANSPORT:
WATER WAY
PASSENGER
TRANSPORTATION

N1250.71

AUGUST 2020



BUS JOURNEY
WITHIN CITY,
PER DROP
CONSTANT ROUTE

N293.74



BUS JOURNEY
INTERCITY,
STATE ROUTE,
CHARGE PER PERSON

N1435.21



AIR FARE CHARGE
FOR SPECIFIED
ROUTES SINGLE
JOURNEY

N36500.00



JOURNEY BY
MOTORCYCLE
(OKADA)
PER DROP

N245.00



WATER TRANSPORT:
WATER WAY
PASSENGER
TRANSPORTATION

N1200.00

YoY % & MoM %



BUS JOURNEY
WITHIN CITY,
PER DROP
CONSTANT ROUTE

YoY % = 86.13
MoM % = 8.99



BUS JOURNEY
INTERCITY,
STATE ROUTE,
CHARGE PER PERSON

YoY % = 56.25
MoM % = 8.87



AIR FARE CHARGE
FOR SPECIFIED
ROUTES SINGLE
JOURNEY

YoY % = 15.65
MoM % = -0.68



JOURNEY BY
MOTORCYCLE
(OKADA)
PER DROP

YoY % = 73.38
MoM % = 20.31



WATER TRANSPORT:
WATER WAY
PASSENGER
TRANSPORTATION

YoY % = 38.97
MoM % = 4.23

TRANSPORT FARE WATCH - SEPTEMBER 2020

Average Transport Fare by Categories -Ekiti State



SEPTEMBER 2020



BUS JOURNEY
WITHIN CITY,
PER DROP
CONSTANT ROUTE

N400.19



BUS JOURNEY
INTERCITY,
STATE ROUTE,
CHARGE PER PERSON

N2850.45



AIR FARE CHARGE
FOR SPECIFIED
ROUTES SINGLE
JOURNEY

N35600.00



JOURNEY BY
MOTORCYCLE
(OKADA)
PER DROP

N194.78



WATER TRANSPORT:
WATER WAY
PASSENGER
TRANSPORTATION

N600.61

AUGUST 2020



BUS JOURNEY
WITHIN CITY,
PER DROP
CONSTANT ROUTE

N386.67



BUS JOURNEY
INTERCITY,
STATE ROUTE,
CHARGE PER PERSON

N2900.00



AIR FARE CHARGE
FOR SPECIFIED
ROUTES SINGLE
JOURNEY

N35450.00



JOURNEY BY
MOTORCYCLE
(OKADA)
PER DROP

N165.32



WATER TRANSPORT:
WATER WAY
PASSENGER
TRANSPORTATION

N550.00

YoY % & MoM %



BUS JOURNEY
WITHIN CITY,
PER DROP
CONSTANT ROUTE

YoY % = 81.90
MoM % = 3.50



BUS JOURNEY
INTERCITY,
STATE ROUTE,
CHARGE PER PERSON

YoY % = 28.98
MoM % = -1.71



AIR FARE CHARGE
FOR SPECIFIED
ROUTES SINGLE
JOURNEY

YoY % = 25.80
MoM % = 0.42



JOURNEY BY
MOTORCYCLE
(OKADA)
PER DROP

YoY % = 129.15
MoM % = 17.82



WATER TRANSPORT:
WATER WAY
PASSENGER
TRANSPORTATION

YoY % = 33.47
MoM % = 9.20

TRANSPORT FARE WATCH - SEPTEMBER 2020

Average Transport Fare by Categories -Enugu State



SEPTEMBER 2020



BUS JOURNEY
WITHIN CITY,
PER DROP
CONSTANT ROUTE

N260.20



BUS JOURNEY
INTERCITY,
STATE ROUTE,
CHARGE PER PERSON

N1523.44



AIR FARE CHARGE
FOR SPECIFIED
ROUTES SINGLE
JOURNEY

N37500.00



JOURNEY BY
MOTORCYCLE
(OKADA)
PER DROP

N250.31



WATER TRANSPORT:
WATER WAY
PASSENGER
TRANSPORTATION

N723.55

AUGUST 2020



BUS JOURNEY
WITHIN CITY,
PER DROP
CONSTANT ROUTE

N250.60



BUS JOURNEY
INTERCITY,
STATE ROUTE,
CHARGE PER PERSON

N1450.10



AIR FARE CHARGE
FOR SPECIFIED
ROUTES SINGLE
JOURNEY

N37700.00



JOURNEY BY
MOTORCYCLE
(OKADA)
PER DROP

N200.00



WATER TRANSPORT:
WATER WAY
PASSENGER
TRANSPORTATION

N678.50

YoY % & MoM %



BUS JOURNEY
WITHIN CITY,
PER DROP
CONSTANT ROUTE

YoY % = 67.87
MoM % = 3.83



BUS JOURNEY
INTERCITY,
STATE ROUTE,
CHARGE PER PERSON

YoY % = 59.52
MoM % = 5.06



AIR FARE CHARGE
FOR SPECIFIED
ROUTES SINGLE
JOURNEY

YoY % = 15.49
MoM % = -0.53



JOURNEY BY
MOTORCYCLE
(OKADA)
PER DROP

YoY % = 64.68
MoM % = 25.16



WATER TRANSPORT:
WATER WAY
PASSENGER
TRANSPORTATION

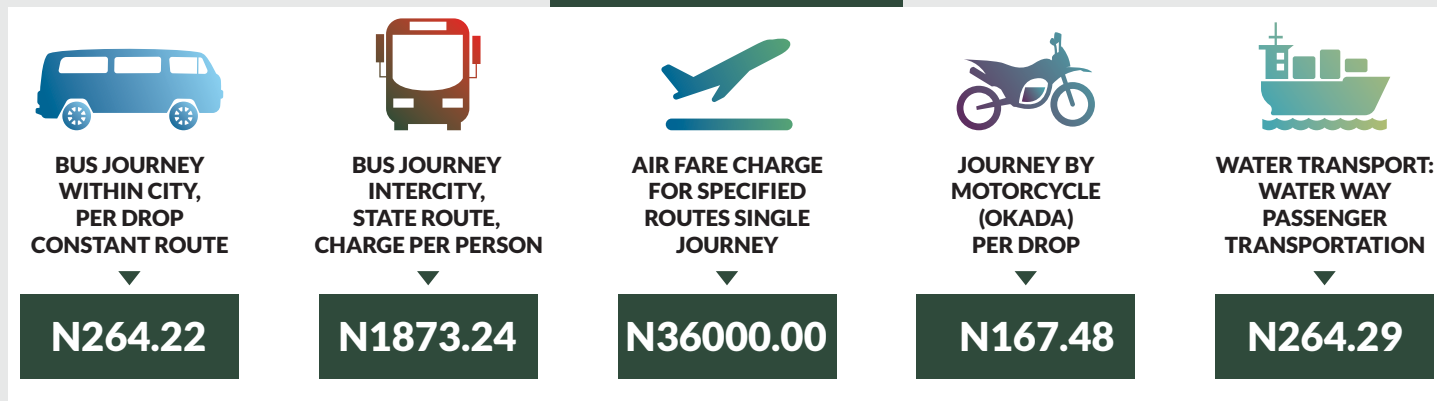
YoY % = 44.71
MoM % = 6.64

TRANSPORT FARE WATCH - SEPTEMBER 2020

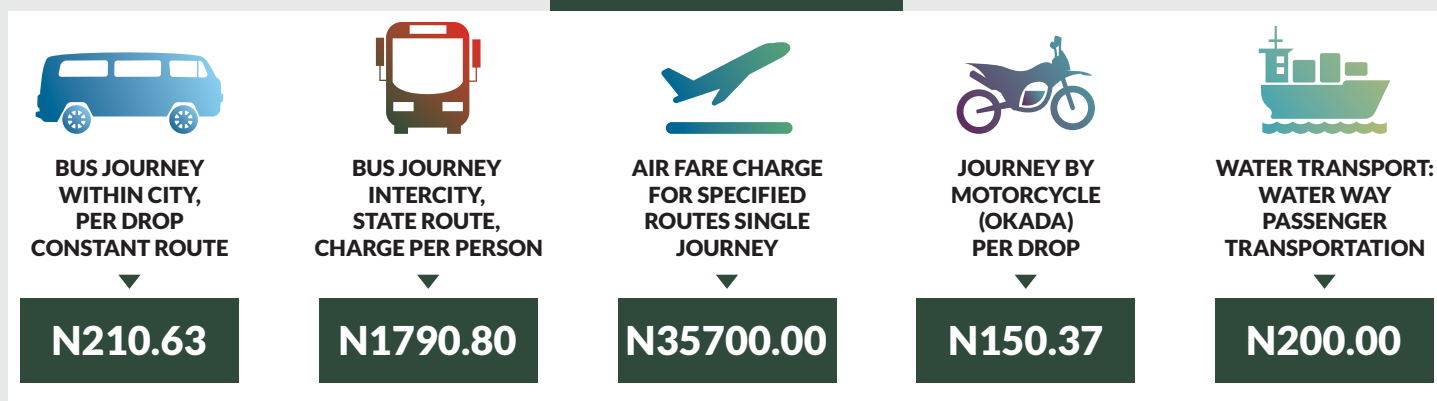
Average Transport Fare by Categories -Gombe State



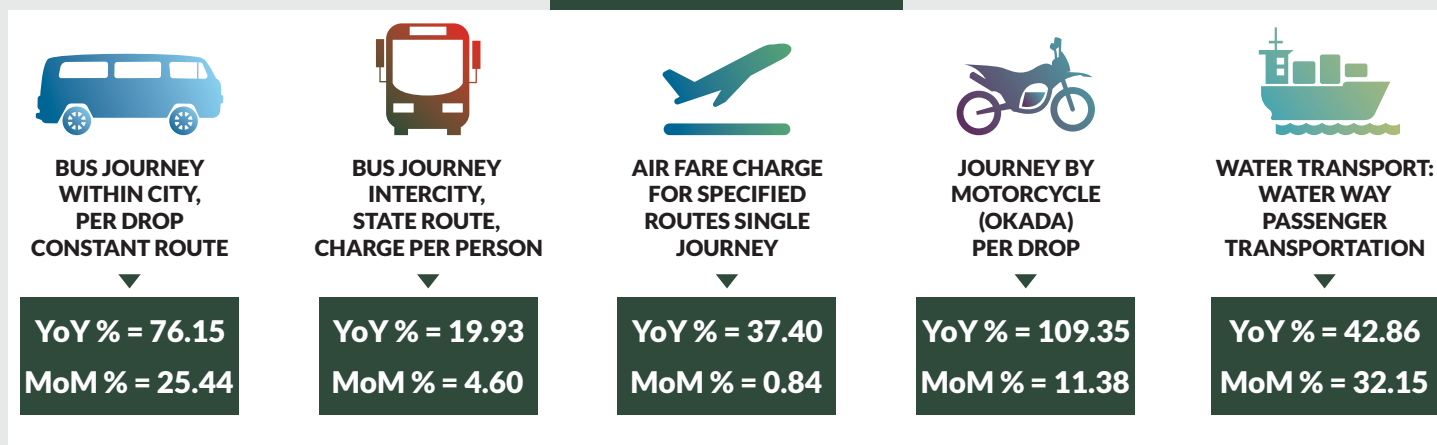
SEPTEMBER 2020



AUGUST 2020



YoY % & MoM %



TRANSPORT FARE WATCH - SEPTEMBER 2020

Average Transport Fare by Categories -Imo State



SEPTEMBER 2020



BUS JOURNEY
WITHIN CITY,
PER DROP
CONSTANT ROUTE

N276.49



BUS JOURNEY
INTERCITY,
STATE ROUTE,
CHARGE PER PERSON

N2361.21



AIR FARE CHARGE
FOR SPECIFIED
ROUTES SINGLE
JOURNEY

N37700.00



JOURNEY BY
MOTORCYCLE
(OKADA)
PER DROP

N317.50



WATER TRANSPORT:
WATER WAY
PASSENGER
TRANSPORTATION

N645.91

AUGUST 2020



BUS JOURNEY
WITHIN CITY,
PER DROP
CONSTANT ROUTE

N230.14



BUS JOURNEY
INTERCITY,
STATE ROUTE,
CHARGE PER PERSON

N2050.20



AIR FARE CHARGE
FOR SPECIFIED
ROUTES SINGLE
JOURNEY

N37000.00



JOURNEY BY
MOTORCYCLE
(OKADA)
PER DROP

N294.80



WATER TRANSPORT:
WATER WAY
PASSENGER
TRANSPORTATION

N600.00

YoY % & MoM %



BUS JOURNEY
WITHIN CITY,
PER DROP
CONSTANT ROUTE

YoY % = 84.33
MoM % = 20.14



BUS JOURNEY
INTERCITY,
STATE ROUTE,
CHARGE PER PERSON

YoY % = 51.36
MoM % = 15.17



AIR FARE CHARGE
FOR SPECIFIED
ROUTES SINGLE
JOURNEY

YoY % = 16.18
MoM % = 1.89



JOURNEY BY
MOTORCYCLE
(OKADA)
PER DROP

YoY % = 88.99
MoM % = 7.70



WATER TRANSPORT:
WATER WAY
PASSENGER
TRANSPORTATION

YoY % = 46.80
MoM % = 7.65

TRANSPORT FARE WATCH - SEPTEMBER 2020

Average Transport Fare by Categories -Jigawa State



SEPTEMBER 2020



BUS JOURNEY
WITHIN CITY,
PER DROP
CONSTANT ROUTE

N300.43



BUS JOURNEY
INTERCITY,
STATE ROUTE,
CHARGE PER PERSON

N1965.27



AIR FARE CHARGE
FOR SPECIFIED
ROUTES SINGLE
JOURNEY

N38700.00



JOURNEY BY
MOTORCYCLE
(OKADA)
PER DROP

N164.23



WATER TRANSPORT:
WATER WAY
PASSENGER
TRANSPORTATION

N800.73

AUGUST 2020



BUS JOURNEY
WITHIN CITY,
PER DROP
CONSTANT ROUTE

N280.76



BUS JOURNEY
INTERCITY,
STATE ROUTE,
CHARGE PER PERSON

N1846.10



AIR FARE CHARGE
FOR SPECIFIED
ROUTES SINGLE
JOURNEY

N38500.00



JOURNEY BY
MOTORCYCLE
(OKADA)
PER DROP

N150.00



WATER TRANSPORT:
WATER WAY
PASSENGER
TRANSPORTATION

N740.50

YoY % & MoM %



BUS JOURNEY
WITHIN CITY,
PER DROP
CONSTANT ROUTE

YoY % = 100.29
MoM % = 7.01



BUS JOURNEY
INTERCITY,
STATE ROUTE,
CHARGE PER PERSON

YoY % = 41.59
MoM % = 6.46



AIR FARE CHARGE
FOR SPECIFIED
ROUTES SINGLE
JOURNEY

YoY % = 9.94
MoM % = 0.52



JOURNEY BY
MOTORCYCLE
(OKADA)
PER DROP

YoY % = 173.72
MoM % = 9.49



WATER TRANSPORT:
WATER WAY
PASSENGER
TRANSPORTATION

YoY % = 57.01
MoM % = 8.13

TRANSPORT FARE WATCH - SEPTEMBER 2020

Average Transport Fare by Categories -Kaduna State



SEPTEMBER 2020



BUS JOURNEY
WITHIN CITY,
PER DROP
CONSTANT ROUTE

N294.57



BUS JOURNEY
INTERCITY,
STATE ROUTE,
CHARGE PER PERSON

N2062.03



AIR FARE CHARGE
FOR SPECIFIED
ROUTES SINGLE
JOURNEY

N37600.00



JOURNEY BY
MOTORCYCLE
(OKADA)
PER DROP

N159.78



WATER TRANSPORT:
WATER WAY
PASSENGER
TRANSPORTATION

N384.95

AUGUST 2020



BUS JOURNEY
WITHIN CITY,
PER DROP
CONSTANT ROUTE

N283.84



BUS JOURNEY
INTERCITY,
STATE ROUTE,
CHARGE PER PERSON

N1970.12



AIR FARE CHARGE
FOR SPECIFIED
ROUTES SINGLE
JOURNEY

N37500.00



JOURNEY BY
MOTORCYCLE
(OKADA)
PER DROP

N125.10



WATER TRANSPORT:
WATER WAY
PASSENGER
TRANSPORTATION

N355.30

YoY % & MoM %



BUS JOURNEY
WITHIN CITY,
PER DROP
CONSTANT ROUTE

YoY % = 63.65
MoM % = 3.78



BUS JOURNEY
INTERCITY,
STATE ROUTE,
CHARGE PER PERSON

YoY % = 51.62
MoM % = 4.67



AIR FARE CHARGE
FOR SPECIFIED
ROUTES SINGLE
JOURNEY

YoY % = 16.05
MoM % = 0.27



JOURNEY BY
MOTORCYCLE
(OKADA)
PER DROP

YoY % = 87.98
MoM % = 27.72



WATER TRANSPORT:
WATER WAY
PASSENGER
TRANSPORTATION

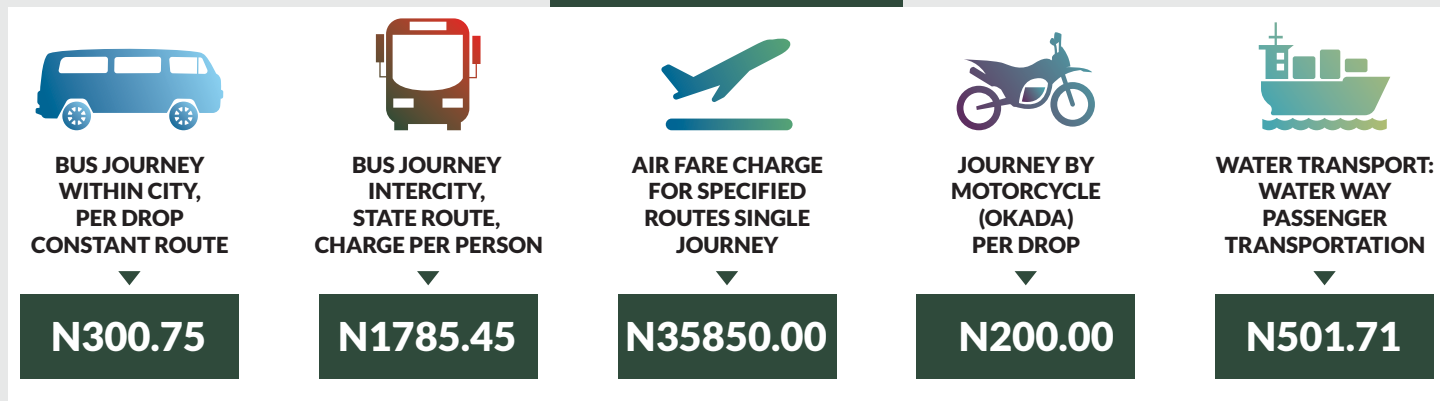
YoY % = 24.18
MoM % = 8.35

TRANSPORT FARE WATCH - SEPTEMBER 2020

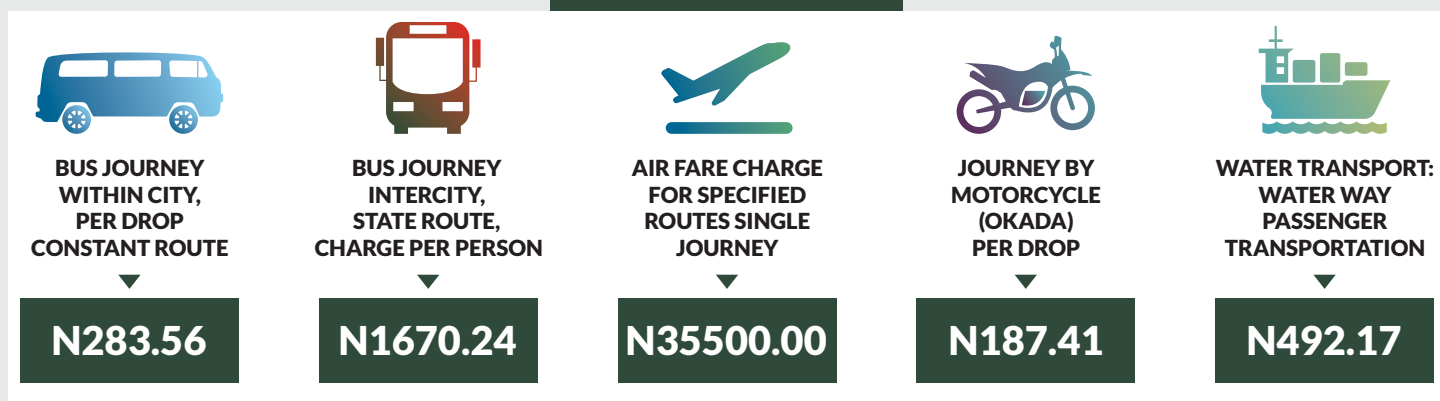
Average Transport Fare by Categories -Kano State



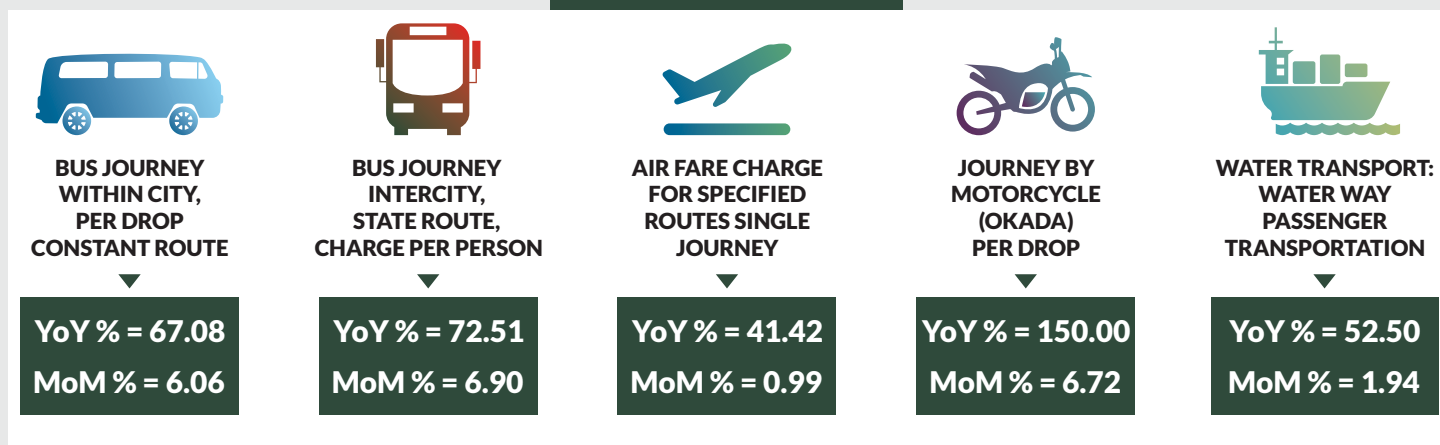
SEPTEMBER 2020



AUGUST 2020



YoY % & MoM %



TRANSPORT FARE WATCH - SEPTEMBER 2020

Average Transport Fare by Categories -Katsina State



SEPTEMBER 2020



BUS JOURNEY
WITHIN CITY,
PER DROP
CONSTANT ROUTE

N299.62



BUS JOURNEY
INTERCITY,
STATE ROUTE,
CHARGE PER PERSON

N2764.22



AIR FARE CHARGE
FOR SPECIFIED
ROUTES SINGLE
JOURNEY

N36000.00



JOURNEY BY
MOTORCYCLE
(OKADA)
PER DROP

N100.84



WATER TRANSPORT:
WATER WAY
PASSENGER
TRANSPORTATION

N600.79

AUGUST 2020



BUS JOURNEY
WITHIN CITY,
PER DROP
CONSTANT ROUTE

N289.79



BUS JOURNEY
INTERCITY,
STATE ROUTE,
CHARGE PER PERSON

N2140.36



AIR FARE CHARGE
FOR SPECIFIED
ROUTES SINGLE
JOURNEY

N35000.00



JOURNEY BY
MOTORCYCLE
(OKADA)
PER DROP

N97.40



WATER TRANSPORT:
WATER WAY
PASSENGER
TRANSPORTATION

N546.25

YoY % & MoM %



BUS JOURNEY
WITHIN CITY,
PER DROP
CONSTANT ROUTE

YoY % = 49.81
MoM % = 3.39



BUS JOURNEY
INTERCITY,
STATE ROUTE,
CHARGE PER PERSON

YoY % = 54.86
MoM % = 29.15



AIR FARE CHARGE
FOR SPECIFIED
ROUTES SINGLE
JOURNEY

YoY % = 46.94
MoM % = 2.86



JOURNEY BY
MOTORCYCLE
(OKADA)
PER DROP

YoY % = 60.06
MoM % = 3.53



WATER TRANSPORT:
WATER WAY
PASSENGER
TRANSPORTATION

YoY % = 50.20
MoM % = 9.98

TRANSPORT FARE WATCH - SEPTEMBER 2020

Average Transport Fare by Categories -Kebbi State



SEPTEMBER 2020



BUS JOURNEY
WITHIN CITY,
PER DROP
CONSTANT ROUTE

N192.48



BUS JOURNEY
INTERCITY,
STATE ROUTE,
CHARGE PER PERSON

N2264.10



AIR FARE CHARGE
FOR SPECIFIED
ROUTES SINGLE
JOURNEY

N36000.00



JOURNEY BY
MOTORCYCLE
(OKADA)
PER DROP

N125.60



WATER TRANSPORT:
WATER WAY
PASSENGER
TRANSPORTATION

N315.64

AUGUST 2020



BUS JOURNEY
WITHIN CITY,
PER DROP
CONSTANT ROUTE

N180.18



BUS JOURNEY
INTERCITY,
STATE ROUTE,
CHARGE PER PERSON

N2173.20



AIR FARE CHARGE
FOR SPECIFIED
ROUTES SINGLE
JOURNEY

N35400.00



JOURNEY BY
MOTORCYCLE
(OKADA)
PER DROP

N100.25



WATER TRANSPORT:
WATER WAY
PASSENGER
TRANSPORTATION

N299.17

YoY % & MoM %



BUS JOURNEY
WITHIN CITY,
PER DROP
CONSTANT ROUTE

YoY % = -25.68
MoM % = 6.83



BUS JOURNEY
INTERCITY,
STATE ROUTE,
CHARGE PER PERSON

YoY % = 31.63
MoM % = 4.18



AIR FARE CHARGE
FOR SPECIFIED
ROUTES SINGLE
JOURNEY

YoY % = 11.80
MoM % = 1.69



JOURNEY BY
MOTORCYCLE
(OKADA)
PER DROP

YoY % = 109.33
MoM % = 25.29



WATER TRANSPORT:
WATER WAY
PASSENGER
TRANSPORTATION

YoY % = 42.82
MoM % = 5.51

TRANSPORT FARE WATCH - SEPTEMBER 2020

Average Transport Fare by Categories -Kogi State



SEPTEMBER 2020



BUS JOURNEY
WITHIN CITY,
PER DROP
CONSTANT ROUTE

N331.69



BUS JOURNEY
INTERCITY,
STATE ROUTE,
CHARGE PER PERSON

N2876.18



AIR FARE CHARGE
FOR SPECIFIED
ROUTES SINGLE
JOURNEY

N35750.00



JOURNEY BY
MOTORCYCLE
(OKADA)
PER DROP

N362.47



WATER TRANSPORT:
WATER WAY
PASSENGER
TRANSPORTATION

N720.66

AUGUST 2020



BUS JOURNEY
WITHIN CITY,
PER DROP
CONSTANT ROUTE

N300.27



BUS JOURNEY
INTERCITY,
STATE ROUTE,
CHARGE PER PERSON

N2756.32



AIR FARE CHARGE
FOR SPECIFIED
ROUTES SINGLE
JOURNEY

N35250.00



JOURNEY BY
MOTORCYCLE
(OKADA)
PER DROP

N300.54



WATER TRANSPORT:
WATER WAY
PASSENGER
TRANSPORTATION

N698.24

YoY % & MoM %



BUS JOURNEY
WITHIN CITY,
PER DROP
CONSTANT ROUTE

YoY % = 57.95
MoM % = 10.46



BUS JOURNEY
INTERCITY,
STATE ROUTE,
CHARGE PER PERSON

YoY % = 44.90
MoM % = 4.35



AIR FARE CHARGE
FOR SPECIFIED
ROUTES SINGLE
JOURNEY

YoY % = 14.77
MoM % = 1.42



JOURNEY BY
MOTORCYCLE
(OKADA)
PER DROP

YoY % = 90.77
MoM % = 20.61



WATER TRANSPORT:
WATER WAY
PASSENGER
TRANSPORTATION

YoY % = 35.97
MoM % = 3.21

TRANSPORT FARE WATCH - SEPTEMBER 2020

Average Transport Fare by Categories -Kwara State



SEPTEMBER 2020



BUS JOURNEY
WITHIN CITY,
PER DROP
CONSTANT ROUTE

N239.64



BUS JOURNEY
INTERCITY,
STATE ROUTE,
CHARGE PER PERSON

N223.45



AIR FARE CHARGE
FOR SPECIFIED
ROUTES SINGLE
JOURNEY

N36800.00



JOURNEY BY
MOTORCYCLE
(OKADA)
PER DROP

N300.80



WATER TRANSPORT:
WATER WAY
PASSENGER
TRANSPORTATION

N805.73

AUGUST 2020



BUS JOURNEY
WITHIN CITY,
PER DROP
CONSTANT ROUTE

N210.28



BUS JOURNEY
INTERCITY,
STATE ROUTE,
CHARGE PER PERSON

N195.78



AIR FARE CHARGE
FOR SPECIFIED
ROUTES SINGLE
JOURNEY

N36500.00



JOURNEY BY
MOTORCYCLE
(OKADA)
PER DROP

N287.48



WATER TRANSPORT:
WATER WAY
PASSENGER
TRANSPORTATION

N755.64

YoY % & MoM %



BUS JOURNEY
WITHIN CITY,
PER DROP
CONSTANT ROUTE

YoY % = 54.61
MoM % = 13.96



BUS JOURNEY
INTERCITY,
STATE ROUTE,
CHARGE PER PERSON

YoY % = -87.79
MoM % = 14.13



AIR FARE CHARGE
FOR SPECIFIED
ROUTES SINGLE
JOURNEY

YoY % = 4.55
MoM % = 0.82



JOURNEY BY
MOTORCYCLE
(OKADA)
PER DROP

YoY % = 71.89
MoM % = 4.63



WATER TRANSPORT:
WATER WAY
PASSENGER
TRANSPORTATION

YoY % = 34.29
MoM % = 6.63

TRANSPORT FARE WATCH - SEPTEMBER 2020

Average Transport Fare by Categories -Lagos State



SEPTEMBER 2020



BUS JOURNEY
WITHIN CITY,
PER DROP
CONSTANT ROUTE

N394.12



BUS JOURNEY
INTERCITY,
STATE ROUTE,
CHARGE PER PERSON

N3073.25



AIR FARE CHARGE
FOR SPECIFIED
ROUTES SINGLE
JOURNEY

N39750.00



JOURNEY BY
MOTORCYCLE
(OKADA)
PER DROP

N325.33



WATER TRANSPORT:
WATER WAY
PASSENGER
TRANSPORTATION

N720.18

AUGUST 2020



BUS JOURNEY
WITHIN CITY,
PER DROP
CONSTANT ROUTE

N376.82



BUS JOURNEY
INTERCITY,
STATE ROUTE,
CHARGE PER PERSON

N2943.27



AIR FARE CHARGE
FOR SPECIFIED
ROUTES SINGLE
JOURNEY

N39600.00



JOURNEY BY
MOTORCYCLE
(OKADA)
PER DROP

N300.00



WATER TRANSPORT:
WATER WAY
PASSENGER
TRANSPORTATION

N675.68

YoY % & MoM %



BUS JOURNEY
WITHIN CITY,
PER DROP
CONSTANT ROUTE

YoY % = 58.92
MoM % = 4.59



BUS JOURNEY
INTERCITY,
STATE ROUTE,
CHARGE PER PERSON

YoY % = 34.79
MoM % = 4.42



AIR FARE CHARGE
FOR SPECIFIED
ROUTES SINGLE
JOURNEY

YoY % = 19.01
MoM % = 0.38



JOURNEY BY
MOTORCYCLE
(OKADA)
PER DROP

YoY % = 89.15
MoM % = 8.44



WATER TRANSPORT:
WATER WAY
PASSENGER
TRANSPORTATION

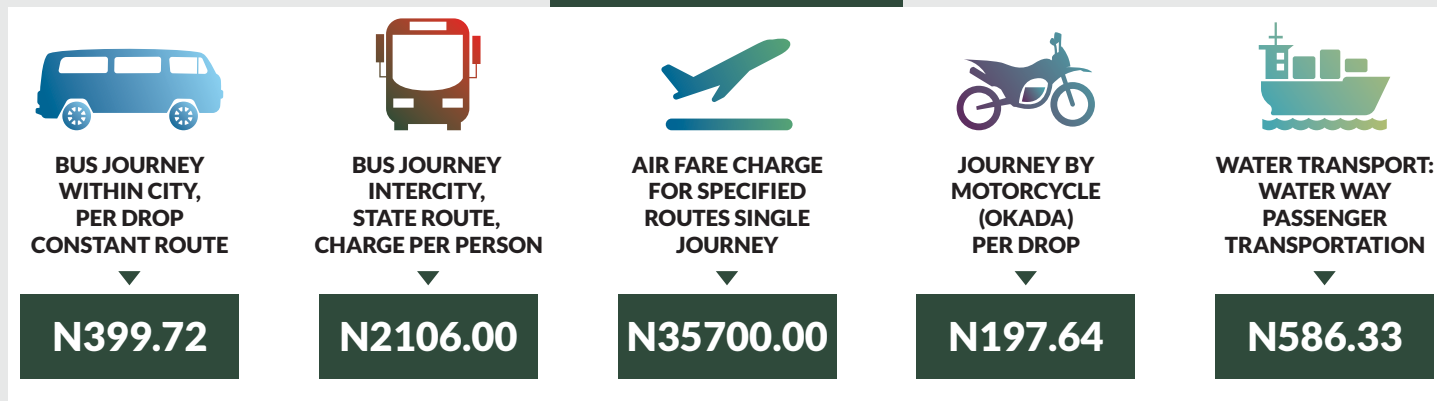
YoY % = 50.04
MoM % = 6.59

TRANSPORT FARE WATCH - SEPTEMBER 2020

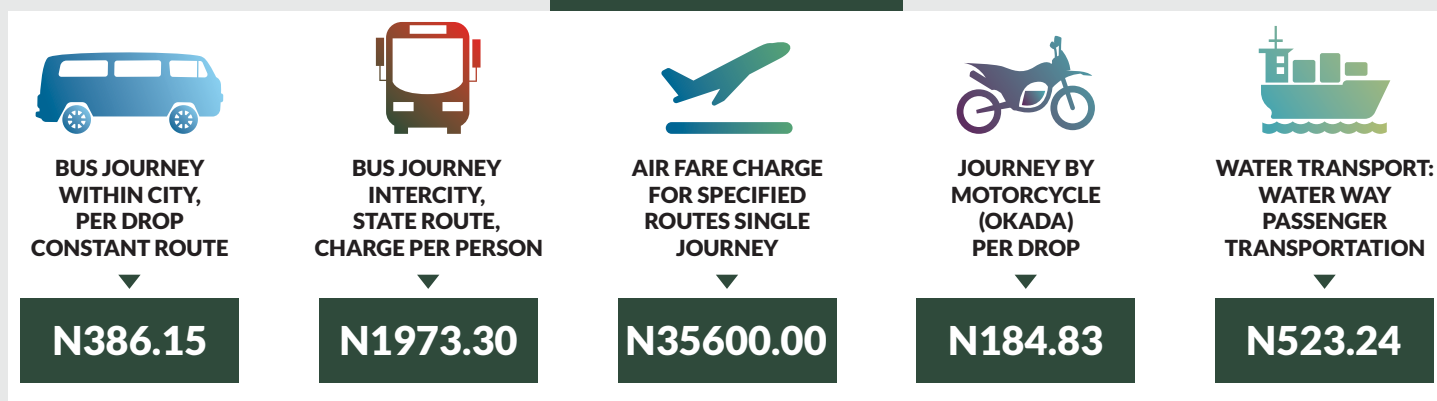
Average Transport Fare by Categories -Nasarawa State



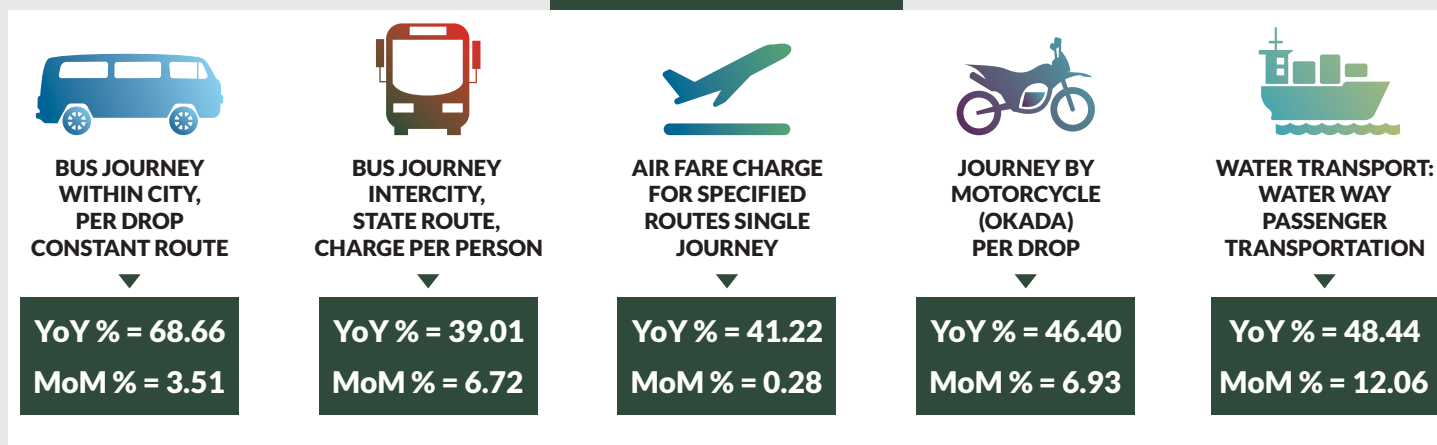
SEPTEMBER 2020



AUGUST 2020



YoY % & MoM %

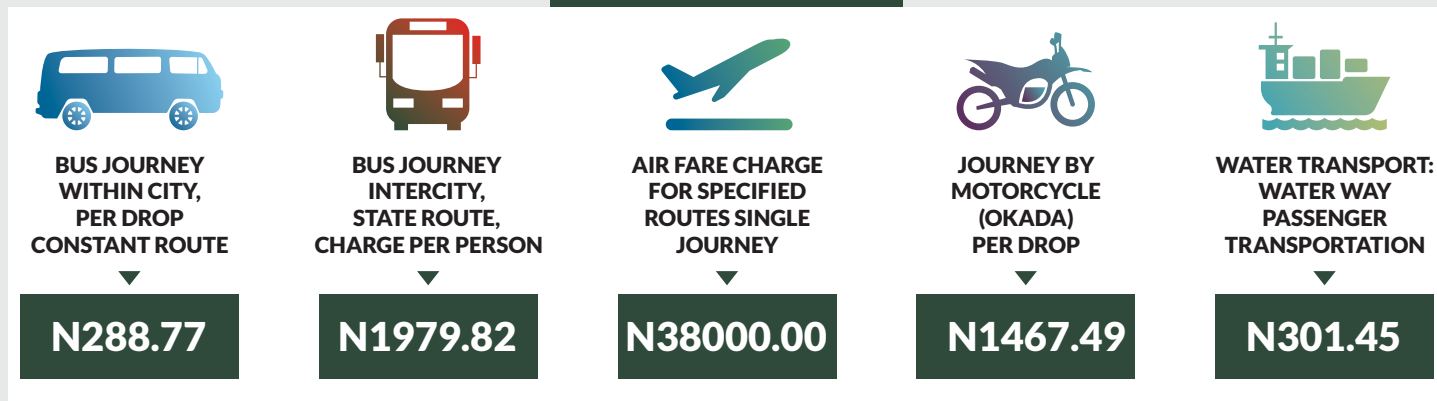


TRANSPORT FARE WATCH - SEPTEMBER 2020

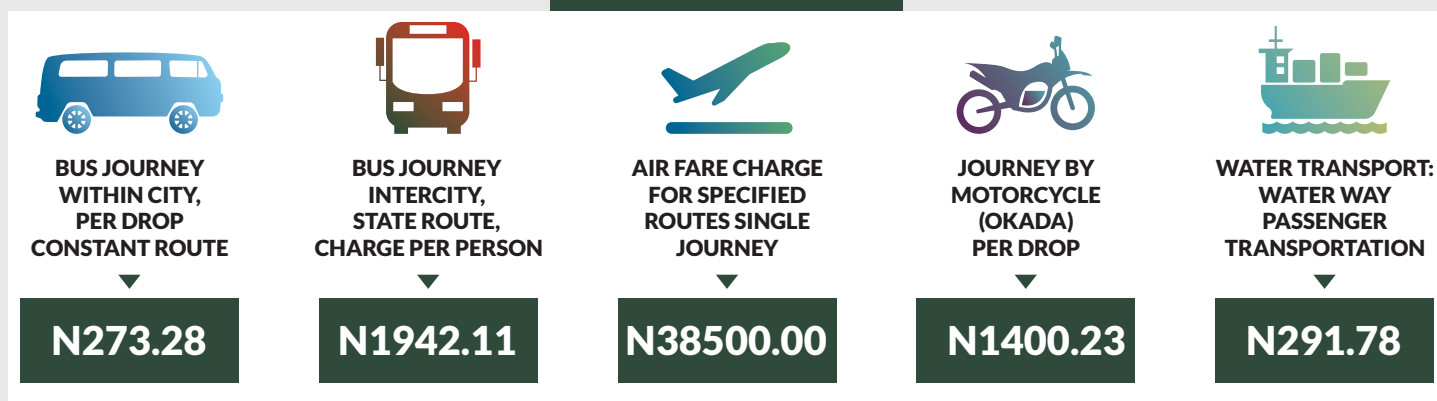
Average Transport Fare by Categories -Niger State



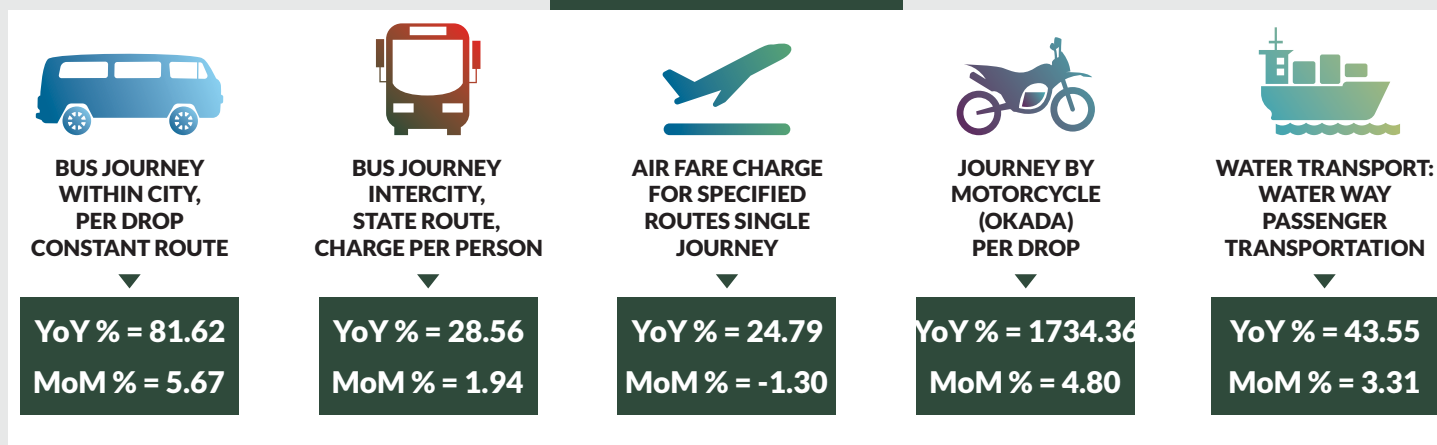
SEPTEMBER 2020



AUGUST 2020



YoY % & MoM %



TRANSPORT FARE WATCH - SEPTEMBER 2020

Average Transport Fare by Categories -Ogun State



SEPTEMBER 2020



BUS JOURNEY
WITHIN CITY,
PER DROP
CONSTANT ROUTE

N324.09



BUS JOURNEY
INTERCITY,
STATE ROUTE,
CHARGE PER PERSON

N1860.72



AIR FARE CHARGE
FOR SPECIFIED
ROUTES SINGLE
JOURNEY

N37250.00



JOURNEY BY
MOTORCYCLE
(OKADA)
PER DROP

N164.61



WATER TRANSPORT:
WATER WAY
PASSENGER
TRANSPORTATION

N975.00

AUGUST 2020



BUS JOURNEY
WITHIN CITY,
PER DROP
CONSTANT ROUTE

N285.30



BUS JOURNEY
INTERCITY,
STATE ROUTE,
CHARGE PER PERSON

N1731.10



AIR FARE CHARGE
FOR SPECIFIED
ROUTES SINGLE
JOURNEY

N37000.00



JOURNEY BY
MOTORCYCLE
(OKADA)
PER DROP

N150.67



WATER TRANSPORT:
WATER WAY
PASSENGER
TRANSPORTATION

N950.00

YoY % & MoM %



BUS JOURNEY
WITHIN CITY,
PER DROP
CONSTANT ROUTE

YoY % = 101.30
MoM % = 13.60



BUS JOURNEY
INTERCITY,
STATE ROUTE,
CHARGE PER PERSON

YoY % = 61.52
MoM % = 7.49



AIR FARE CHARGE
FOR SPECIFIED
ROUTES SINGLE
JOURNEY

YoY % = 21.93
MoM % = 0.68



JOURNEY BY
MOTORCYCLE
(OKADA)
PER DROP

YoY % = -13.36
MoM % = 9.25



WATER TRANSPORT:
WATER WAY
PASSENGER
TRANSPORTATION

YoY % = 20.82
MoM % = 2.63

TRANSPORT FARE WATCH - SEPTEMBER 2020

Average Transport Fare by Categories -Ondo State



SEPTEMBER 2020



BUS JOURNEY
WITHIN CITY,
PER DROP
CONSTANT ROUTE

N320.45



BUS JOURNEY
INTERCITY,
STATE ROUTE,
CHARGE PER PERSON

N291.07



AIR FARE CHARGE
FOR SPECIFIED
ROUTES SINGLE
JOURNEY

N35600.00



JOURNEY BY
MOTORCYCLE
(OKADA)
PER DROP

N300.00



WATER TRANSPORT:
WATER WAY
PASSENGER
TRANSPORTATION

N782.19

AUGUST 2020



BUS JOURNEY
WITHIN CITY,
PER DROP
CONSTANT ROUTE

N294.25



BUS JOURNEY
INTERCITY,
STATE ROUTE,
CHARGE PER PERSON

N271.28



AIR FARE CHARGE
FOR SPECIFIED
ROUTES SINGLE
JOURNEY

N37600.00



JOURNEY BY
MOTORCYCLE
(OKADA)
PER DROP

N293.14



WATER TRANSPORT:
WATER WAY
PASSENGER
TRANSPORTATION

N768.80

YoY % & MoM %



BUS JOURNEY
WITHIN CITY,
PER DROP
CONSTANT ROUTE

YoY % = 88.50
MoM % = 8.90



BUS JOURNEY
INTERCITY,
STATE ROUTE,
CHARGE PER PERSON

YoY % = -84.14
MoM % = 7.30



AIR FARE CHARGE
FOR SPECIFIED
ROUTES SINGLE
JOURNEY

YoY % = 9.88
MoM % = -1.11



JOURNEY BY
MOTORCYCLE
(OKADA)
PER DROP

YoY % = 66.67
MoM % = 2.34



WATER TRANSPORT:
WATER WAY
PASSENGER
TRANSPORTATION

YoY % = 22.22
MoM % = 1.74

TRANSPORT FARE WATCH - SEPTEMBER 2020

Average Transport Fare by Categories -Osun State



SEPTEMBER 2020



BUS JOURNEY
WITHIN CITY,
PER DROP
CONSTANT ROUTE

N263.46



BUS JOURNEY
INTERCITY,
STATE ROUTE,
CHARGE PER PERSON

N1823.46



AIR FARE CHARGE
FOR SPECIFIED
ROUTES SINGLE
JOURNEY

N35300.00



JOURNEY BY
MOTORCYCLE
(OKADA)
PER DROP

N247.56



WATER TRANSPORT:
WATER WAY
PASSENGER
TRANSPORTATION

N600.00

AUGUST 2020



BUS JOURNEY
WITHIN CITY,
PER DROP
CONSTANT ROUTE

N250.79



BUS JOURNEY
INTERCITY,
STATE ROUTE,
CHARGE PER PERSON

N1640.83



AIR FARE CHARGE
FOR SPECIFIED
ROUTES SINGLE
JOURNEY

N35700.00



JOURNEY BY
MOTORCYCLE
(OKADA)
PER DROP

N200.45



WATER TRANSPORT:
WATER WAY
PASSENGER
TRANSPORTATION

N582.69

YoY % & MoM %



BUS JOURNEY
WITHIN CITY,
PER DROP
CONSTANT ROUTE

YoY % = 60.65
MoM % = 5.05



BUS JOURNEY
INTERCITY,
STATE ROUTE,
CHARGE PER PERSON

YoY % = 58.56
MoM % = 11.13



AIR FARE CHARGE
FOR SPECIFIED
ROUTES SINGLE
JOURNEY

YoY % = 40.08
MoM % = -1.12



JOURNEY BY
MOTORCYCLE
(OKADA)
PER DROP

YoY % = 50.04
MoM % = 23.50



WATER TRANSPORT:
WATER WAY
PASSENGER
TRANSPORTATION

YoY % = 33.33
MoM % = 2.97

TRANSPORT FARE WATCH - SEPTEMBER 2020

Average Transport Fare by Categories -Oyo State



SEPTEMBER 2020



BUS JOURNEY
WITHIN CITY,
PER DROP
CONSTANT ROUTE

N347.48



BUS JOURNEY
INTERCITY,
STATE ROUTE,
CHARGE PER PERSON

N2253.57



AIR FARE CHARGE
FOR SPECIFIED
ROUTES SINGLE
JOURNEY

N35700.00



JOURNEY BY
MOTORCYCLE
(OKADA)
PER DROP

N200.00



WATER TRANSPORT:
WATER WAY
PASSENGER
TRANSPORTATION

N604.20

AUGUST 2020



BUS JOURNEY
WITHIN CITY,
PER DROP
CONSTANT ROUTE

N320.10



BUS JOURNEY
INTERCITY,
STATE ROUTE,
CHARGE PER PERSON

N2200.47



AIR FARE CHARGE
FOR SPECIFIED
ROUTES SINGLE
JOURNEY

N35765.00



JOURNEY BY
MOTORCYCLE
(OKADA)
PER DROP

N179.81



WATER TRANSPORT:
WATER WAY
PASSENGER
TRANSPORTATION

N582.43

YoY % & MoM %



BUS JOURNEY
WITHIN CITY,
PER DROP
CONSTANT ROUTE

YoY % = 89.88
MoM % = 8.55



BUS JOURNEY
INTERCITY,
STATE ROUTE,
CHARGE PER PERSON

YoY % = 44.09
MoM % = 2.41



AIR FARE CHARGE
FOR SPECIFIED
ROUTES SINGLE
JOURNEY

YoY % = 41.39
MoM % = -0.18



JOURNEY BY
MOTORCYCLE
(OKADA)
PER DROP

YoY % = 173.97
MoM % = 11.23



WATER TRANSPORT:
WATER WAY
PASSENGER
TRANSPORTATION

YoY % = 31.92
MoM % = 3.74

TRANSPORT FARE WATCH - SEPTEMBER 2020

Average Transport Fare by Categories -Plateau State



SEPTEMBER 2020



BUS JOURNEY
WITHIN CITY,
PER DROP
CONSTANT ROUTE

N372.45



BUS JOURNEY
INTERCITY,
STATE ROUTE,
CHARGE PER PERSON

N2973.65



AIR FARE CHARGE
FOR SPECIFIED
ROUTES SINGLE
JOURNEY

N37500.00



JOURNEY BY
MOTORCYCLE
(OKADA)
PER DROP

N230.47



WATER TRANSPORT:
WATER WAY
PASSENGER
TRANSPORTATION

N579.61

AUGUST 2020



BUS JOURNEY
WITHIN CITY,
PER DROP
CONSTANT ROUTE

N310.97



BUS JOURNEY
INTERCITY,
STATE ROUTE,
CHARGE PER PERSON

N2835.20



AIR FARE CHARGE
FOR SPECIFIED
ROUTES SINGLE
JOURNEY

N37900.00



JOURNEY BY
MOTORCYCLE
(OKADA)
PER DROP

N194.20



WATER TRANSPORT:
WATER WAY
PASSENGER
TRANSPORTATION

N500.00

YoY % & MoM %



BUS JOURNEY
WITHIN CITY,
PER DROP
CONSTANT ROUTE

YoY % = 101.32
MoM % = 19.77



BUS JOURNEY
INTERCITY,
STATE ROUTE,
CHARGE PER PERSON

YoY % = 32.16
MoM % = 4.88



AIR FARE CHARGE
FOR SPECIFIED
ROUTES SINGLE
JOURNEY

YoY % = 35.43
MoM % = -1.06



JOURNEY BY
MOTORCYCLE
(OKADA)
PER DROP

YoY % = 171.14
MoM % = 18.68



WATER TRANSPORT:
WATER WAY
PASSENGER
TRANSPORTATION

YoY % = 75.64
MoM % = 15.92

TRANSPORT FARE WATCH - SEPTEMBER 2020

Average Transport Fare by Categories -Rivers State



SEPTEMBER 2020



BUS JOURNEY
WITHIN CITY,
PER DROP
CONSTANT ROUTE

N207.35



BUS JOURNEY
INTERCITY,
STATE ROUTE,
CHARGE PER PERSON

N1923.25



AIR FARE CHARGE
FOR SPECIFIED
ROUTES SINGLE
JOURNEY

N39520.00



JOURNEY BY
MOTORCYCLE
(OKADA)
PER DROP

N345.80



WATER TRANSPORT:
WATER WAY
PASSENGER
TRANSPORTATION

N2206.40

AUGUST 2020



BUS JOURNEY
WITHIN CITY,
PER DROP
CONSTANT ROUTE

N182.40



BUS JOURNEY
INTERCITY,
STATE ROUTE,
CHARGE PER PERSON

N1865.12



AIR FARE CHARGE
FOR SPECIFIED
ROUTES SINGLE
JOURNEY

N39000.00



JOURNEY BY
MOTORCYCLE
(OKADA)
PER DROP

N300.48



WATER TRANSPORT:
WATER WAY
PASSENGER
TRANSPORTATION

N2005.61

YoY % & MoM %



BUS JOURNEY
WITHIN CITY,
PER DROP
CONSTANT ROUTE

YoY % = 38.23
MoM % = 13.68



BUS JOURNEY
INTERCITY,
STATE ROUTE,
CHARGE PER PERSON

YoY % = 27.37
MoM % = 3.12



AIR FARE CHARGE
FOR SPECIFIED
ROUTES SINGLE
JOURNEY

YoY % = 12.27
MoM % = 1.33



JOURNEY BY
MOTORCYCLE
(OKADA)
PER DROP

YoY % = 72.90
MoM % = 15.08



WATER TRANSPORT:
WATER WAY
PASSENGER
TRANSPORTATION

YoY % = 23.29
MoM % = 9.72

TRANSPORT FARE WATCH - SEPTEMBER 2020

Average Transport Fare by Categories -Sokoto State



SEPTEMBER 2020



BUS JOURNEY
WITHIN CITY,
PER DROP
CONSTANT ROUTE

N236.55



BUS JOURNEY
INTERCITY,
STATE ROUTE,
CHARGE PER PERSON

N3000.00



AIR FARE CHARGE
FOR SPECIFIED
ROUTES SINGLE
JOURNEY

N33700.00



JOURNEY BY
MOTORCYCLE
(OKADA)
PER DROP

N150.34



WATER TRANSPORT:
WATER WAY
PASSENGER
TRANSPORTATION

N560.20

AUGUST 2020



BUS JOURNEY
WITHIN CITY,
PER DROP
CONSTANT ROUTE

N221.05



BUS JOURNEY
INTERCITY,
STATE ROUTE,
CHARGE PER PERSON

N2953.27



AIR FARE CHARGE
FOR SPECIFIED
ROUTES SINGLE
JOURNEY

N32500.00



JOURNEY BY
MOTORCYCLE
(OKADA)
PER DROP

N120.55



WATER TRANSPORT:
WATER WAY
PASSENGER
TRANSPORTATION

N500.00

YoY % & MoM %



BUS JOURNEY
WITHIN CITY,
PER DROP
CONSTANT ROUTE

YoY % = 71.41
MoM % = 7.01



BUS JOURNEY
INTERCITY,
STATE ROUTE,
CHARGE PER PERSON

YoY % = 59.57
MoM % = 1.58



AIR FARE CHARGE
FOR SPECIFIED
ROUTES SINGLE
JOURNEY

YoY % = 34.00
MoM % = 3.69



JOURNEY BY
MOTORCYCLE
(OKADA)
PER DROP

YoY % = 76.87
MoM % = 24.71



WATER TRANSPORT:
WATER WAY
PASSENGER
TRANSPORTATION

YoY % = 37.30
MoM % = 12.04

TRANSPORT FARE WATCH - SEPTEMBER 2020

Average Transport Fare by Categories -Taraba State



SEPTEMBER 2020



BUS JOURNEY
WITHIN CITY,
PER DROP
CONSTANT ROUTE

N349.87



BUS JOURNEY
INTERCITY,
STATE ROUTE,
CHARGE PER PERSON

N2135.07



AIR FARE CHARGE
FOR SPECIFIED
ROUTES SINGLE
JOURNEY

N36150.00



JOURNEY BY
MOTORCYCLE
(OKADA)
PER DROP

N310.20



WATER TRANSPORT:
WATER WAY
PASSENGER
TRANSPORTATION

N320.60

AUGUST 2020



BUS JOURNEY
WITHIN CITY,
PER DROP
CONSTANT ROUTE

N310.65



BUS JOURNEY
INTERCITY,
STATE ROUTE,
CHARGE PER PERSON

N2075.49



AIR FARE CHARGE
FOR SPECIFIED
ROUTES SINGLE
JOURNEY

N36000.00



JOURNEY BY
MOTORCYCLE
(OKADA)
PER DROP

N283.20



WATER TRANSPORT:
WATER WAY
PASSENGER
TRANSPORTATION

N390.81

YoY % & MoM %



BUS JOURNEY
WITHIN CITY,
PER DROP
CONSTANT ROUTE

YoY % = 66.60
MoM % = 12.63



BUS JOURNEY
INTERCITY,
STATE ROUTE,
CHARGE PER PERSON

YoY % = 22.35
MoM % = 2.87



AIR FARE CHARGE
FOR SPECIFIED
ROUTES SINGLE
JOURNEY

YoY % = 37.98
MoM % = 0.42



JOURNEY BY
MOTORCYCLE
(OKADA)
PER DROP

YoY % = 77.26
MoM % = 9.53



WATER TRANSPORT:
WATER WAY
PASSENGER
TRANSPORTATION

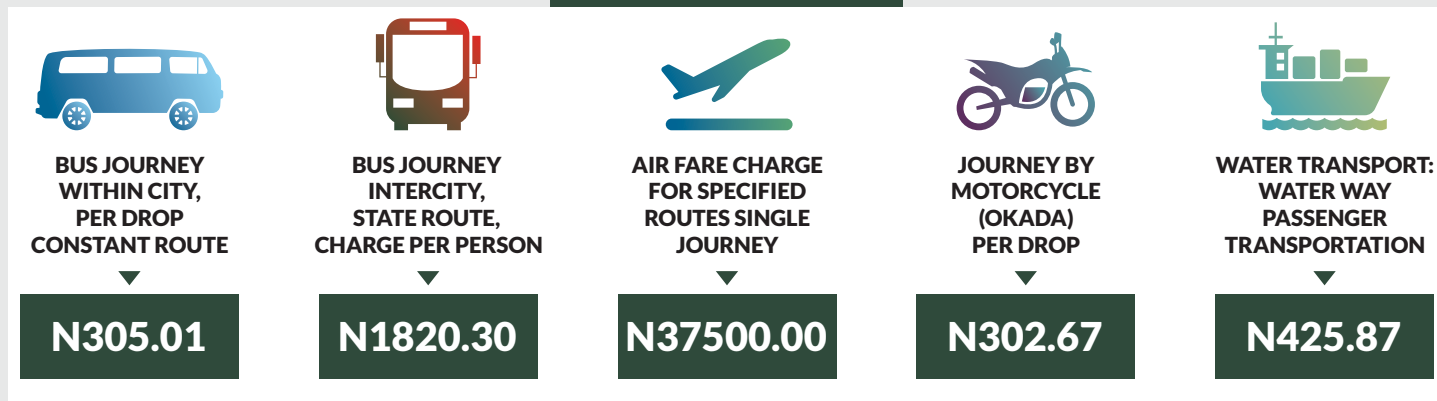
YoY % = -5.71
MoM % = -17.97

TRANSPORT FARE WATCH - SEPTEMBER 2020


Average Transport Fare by Categories -Yobe State



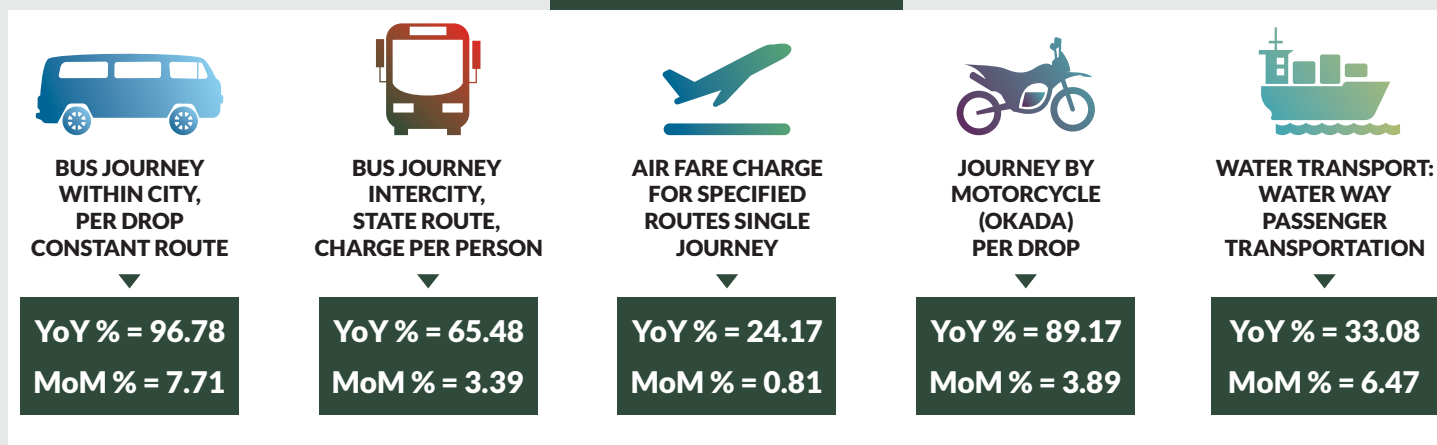
SEPTEMBER 2020



AUGUST 2020



YoY % & MoM %



TRANSPORT FARE WATCH - SEPTEMBER 2020

Average Transport Fare by Categories -Zamfara State



SEPTEMBER 2020



BUS JOURNEY
WITHIN CITY,
PER DROP
CONSTANT ROUTE

N579.84



BUS JOURNEY
INTERCITY,
STATE ROUTE,
CHARGE PER PERSON

N1720.32



AIR FARE CHARGE
FOR SPECIFIED
ROUTES SINGLE
JOURNEY

N36800.00



JOURNEY BY
MOTORCYCLE
(OKADA)
PER DROP

N179.48



WATER TRANSPORT:
WATER WAY
PASSENGER
TRANSPORTATION

N500.27

AUGUST 2020



BUS JOURNEY
WITHIN CITY,
PER DROP
CONSTANT ROUTE

N550.10



BUS JOURNEY
INTERCITY,
STATE ROUTE,
CHARGE PER PERSON

N1600.58



AIR FARE CHARGE
FOR SPECIFIED
ROUTES SINGLE
JOURNEY

N36500.00



JOURNEY BY
MOTORCYCLE
(OKADA)
PER DROP

N160.30



WATER TRANSPORT:
WATER WAY
PASSENGER
TRANSPORTATION

N480.29

YoY % & MoM %



BUS JOURNEY
WITHIN CITY,
PER DROP
CONSTANT ROUTE

YoY % = 81.20
MoM % = 5.41



BUS JOURNEY
INTERCITY,
STATE ROUTE,
CHARGE PER PERSON

YoY % = 50.25
MoM % = 7.48



AIR FARE CHARGE
FOR SPECIFIED
ROUTES SINGLE
JOURNEY

YoY % = 13.93
MoM % = 0.82



JOURNEY BY
MOTORCYCLE
(OKADA)
PER DROP

YoY % = 167.88
MoM % = 11.97



WATER TRANSPORT:
WATER WAY
PASSENGER
TRANSPORTATION

YoY % = 60.34
MoM % = 4.16

METHODOLOGY

Field work is done solely by over 700 NBS Staff in all States of the federation supported by supervisors who are monitored by internal and external observers.

Prices are collected across all the 774 local governments across all States and the FCT from over 10,000 respondents and locations and reflect actual prices households state they actually bought those fuels together with the prices reportedly sold by the fuel suppliers.

The average of all these prices is then reported for each state and the average for the country is the average for the state.

NBS audit team subsequently conducts randomly selected verification of prices recorded.

Acknowledgements

We acknowledge our technical partners, Proshare in the design, concept and production of this publication.





Contact Us

 @nigerianstat

 NBSNigeria

 www.nigerianstat.gov.ng

 **Head Office Address**
Plot 762, Independence Avenue, Central
Business District, FCT, Abuja Nigeria.

 +234 803 386 5388

 feedback@nigerianstat.gov.ng