



NATIONAL BUREAU OF STATISTICS

Transport Fare Watch

(NOVEMBER 2020)



Report Date: December 2020

Data Source: National Bureau of Statistics (NBS)

CONTENTS

Executive Summary	1
Average Transport Fare Across States	
-States Bus Journey Within City, Per Drop Constant Route	2
-States Bus Journey Intercity, State Route, Charge per person	3
-Air Fare Charge for Specified Routes Single Journey	4
-Journey by Motorcycle (Okada) Per Drop	5
-Waterway Passenger Transport	6
Average Transport Fare by Categories - All States	
Abia	7
Abuja	8
Adamawa	9
Akwa Ibom	10
Anambra	11
Bauchi	12
Bayelsa	13
Benue	14
Borno	15
Cross River	16
Delta	17
Ebonyi	18
Edo	19
Ekiti	20
Enugu	21
Gombe	22
Imo	23
Jigawa	24
Kaduna	25
Kano	26
Katsina	27
Kebbi	28
Kogi	29
Kwara	30
Lagos	31
Nassarawa	32
Niger	33
Ogun	34
Ondo	35
Osun	36
Oyo	37
Plateau	38
Rivers	39
Sokoto	40
Taraba	41
Yobe	42
Zamfara	43
Methodology	44
Acknowledgment and Contact	45

EXECUTIVE SUMMARY

The Transport fare Watch report for November 2020 covers the following categories namely bus journey within the city per drop constant route; bus journey intercity, state route, charge per person; air fare charge for specified routes single journey; journey by motorcycle (Okada) per drop; and water way passenger transport.

Average fare paid by commuters for bus journey within the city increased by 3.61% month-on-month and by 73.84% year-on-year to N333.86 in November 2020 from N322.22 in October 2020. States with highest bus journey fare within city were Zamfara (N595.22), Bauchi (N510.65) and Nasarawa (N438.45) while States with lowest bus journey fare within city were Abia (N195.24), Borno (N213.21) and Kebbi (N220.30).

Average fare paid by commuters for bus journey intercity increased by 1.39% month-on-month and by 36.38% year-on-year to N2,240.66 in November 2020 from N2,209.84 in October 2020. States with highest bus journey fare intercity were Abuja FCT (N4,380.40), Lagos (N3,100.00) and Sokoto (N3,100.00) while States with lowest bus journey fare within city were Bayelsa (N1,500.10), Enugu (N1,597.10) and Bauchi (N1,642.12).

Average fare paid by air passengers for specified routes single journey increased by 0.13% month-on-month and by 18.47% year-on-year to N36,301.74 in November 2020 from N36,256.08 in October 2020. States with highest air fare were Anambra/ Cross River (N38,500.00), Lagos (N38,400.00), Jigawa (N38,260.00) while States with lowest air fare were Akwa Ibom (N32,500.00), Sokoto (N33,200.00), and Gombe (N34,550.00).

Average fare paid by commuters for journey by motorcycle per drop increased by 4.13% month-on-month and by 120.15% year-on-year to N276.38 in November 2020 from N265.41 in October 2020. States with highest journey fare by motorcycle per drop were Niger (N1,520.46), Kogi (N390.15) and Taraba (N360.40) while states with lowest journey fare by motorcycle per drop were Adamawa (N75.99), Katsina (N110.40) and Kebbi (N140.28).

Average fare paid by passengers for water way passenger transport increased by 0.86% month-on-month and by 35.39% year-on-year to N756.84 in November 2020 from N750.42 in October 2020. States with highest fare by water way passenger transport were Delta (N2,294.23), Bayelsa (N2,215.65) and Rivers (N2,185.10) while states with lowest fare by water way passenger transport were Borno (N229.10), Gombe (N280.10) and Kebbi (N300.00).

TRANSPORT FARE WATCH - NOVEMBER 2020

Average Transport Fare Across States -Bus Journey Within City , Per Drop Constant Route



YoY = 73.84%

N192.05

NOVEMBER 2019 Average



AVERAGE

N333.86



MoM = 3.61%

N322.22

OCTOBER 2020 Average

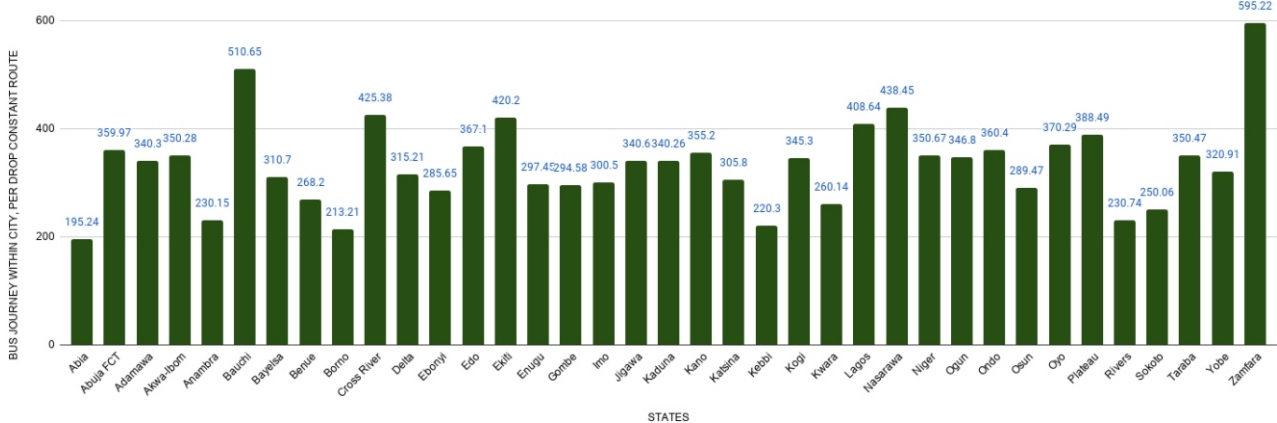
STATES WITH THE HIGHEST AVERAGE PRICES IN NOVEMBER 2020

	Nov - 20	YoY %	MoM %
ZAMFARA	N595.22	81.47%	1.69%
BAUCHI	N510.65	391.01%	1.16%
NASARAWA	N438.45	77.51%	3.86%

STATES WITH THE LOWEST AVERAGE PRICES IN NOVEMBER 2020

	Nov - 20	YoY %	MoM %
ABIA	N195.24	33.73%	1.63%
BORNO	N213.21	30.01%	2.43%
KEBBI	N220.30	-14.94%	7.22%

BUS JOURNEY WITHIN CITY, PER DROP CONSTANT ROUTE



TRANSPORT FARE WATCH - NOVEMBER 2020

Average Transport Fare Across States

-Bus Journey Intercity, State Route, Charge Per Person



YoY = 36.38%

N1643.00

NOVEMBER 2019 Average



AVERAGE

N2240.66



MoM = 1.39%

N2209.84

OCTOBER 2020 Average

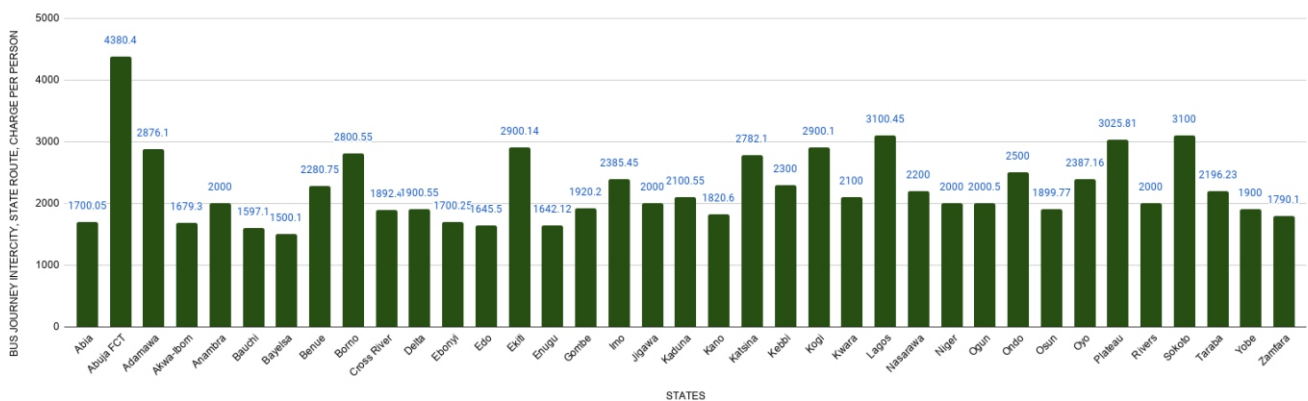
STATES WITH THE HIGHEST AVERAGE PRICES IN NOVEMBER 2020

	Nov - 20	YoY %	MoM %
ABUJA FCT	N4380.40	4.89%	0.10%
LAGOS	N3100.45	35.39%	0.88%
SOKOTO	N3100.00	63.67%	1.47%

STATES WITH THE LOWEST AVERAGE PRICES IN NOVEMBER 2020

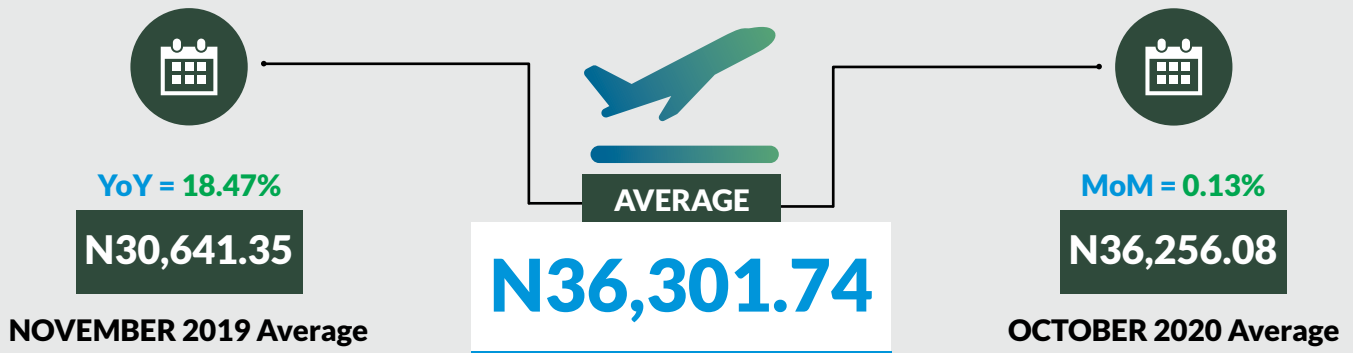
	Nov - 20	YoY %	MoM %
BAYELSA	N1500.10	50.31%	1.80%
BAUCHI	N1597.10	66.36%	2.35%
ENUGU	N1642.12	71.05%	5.26%

BUS JOURNEY INTERCITY, STATE ROUTE, CHARGE PER PERSON



TRANSPORT FARE WATCH - NOVEMBER 2020

Average Transport Fare Across States -Air Fare Charge For Specified Routes Single Journey

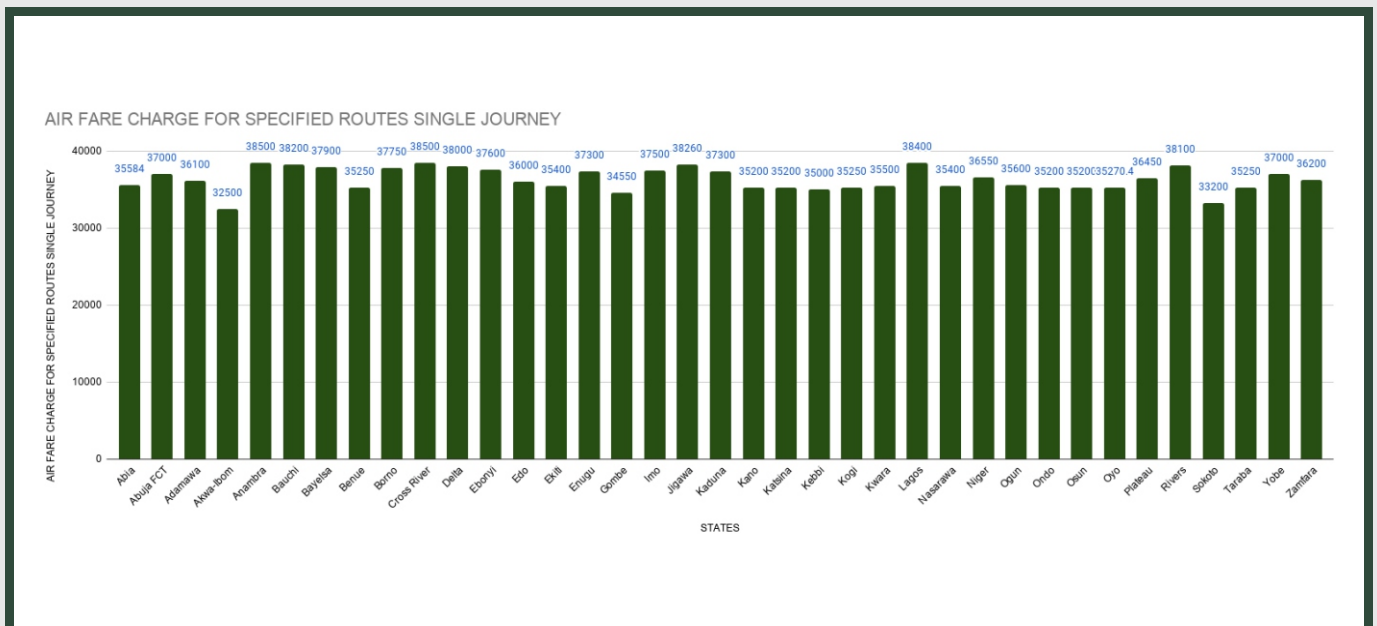


STATES WITH THE HIGHEST AVERAGE PRICES IN NOVEMBER 2020

	Nov - 20	YoY%	MoM%
ANAMBRA	N38500.00	14.62%	0.00%
CROSS RIVER	N38500.00	21.57%	0.10%
LAGOS	N38400.00	14.80%	0.52%

STATES WITH THE LOWEST AVERAGE PRICES IN NOVEMBER 2020

	Nov - 20	YoY%	MoM%
AKWA-IBOM	N32500.00	17.75%	-0.76%
SOKOTO	N33200.00	31.38%	-0.15%
GOMBE	N34550.00	31.37%	-0.72%



TRANSPORT FARE WATCH - NOVEMBER 2020

Average Transport Fare Across States -Journey by Motorcycle (Okada) Per Drop



YoY = 120.15%

N125.54

NOVEMBER 2019 Average



AVERAGE

N276.38



MoM = 4.13%

N265.41

OCTOBER 2020 Average

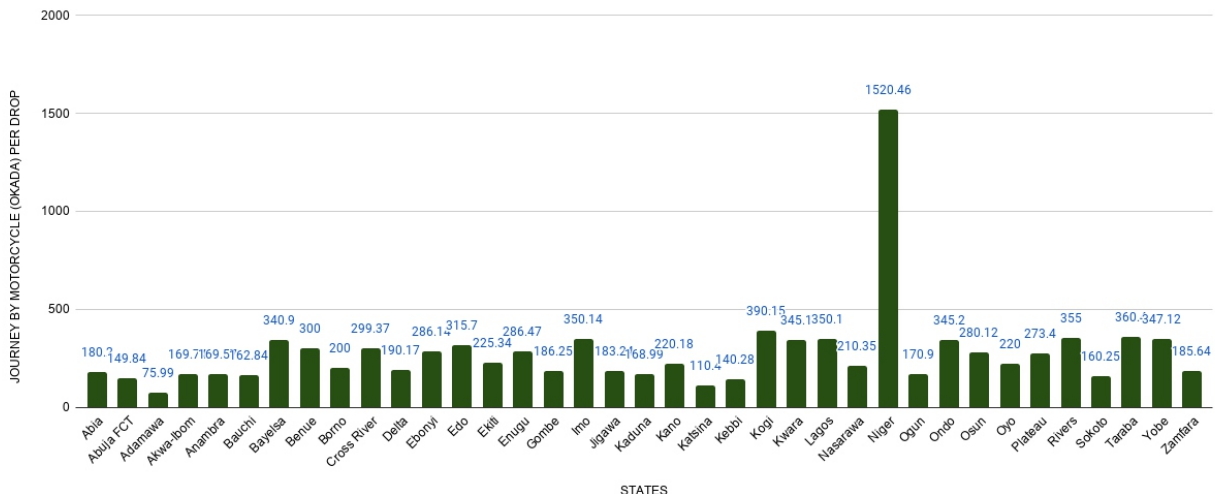
STATES WITH THE HIGHEST AVERAGE PRICES IN NOVEMBER 2020

	Nov - 20	YoY%	MoM%
NIGER	N1520.46	1688.78%	2.98%
KOGI	N390.15	96.06%	4.75%
TARABA	N360.40	96.94%	9.56%

STATES WITH THE LOWEST AVERAGE PRICES IN NOVEMBER 2020

	Nov - 20	YoY%	MoM%
ADAMAWA	N75.99	26.65%	-3.19%
KATSINA	N110.40	67.27%	3.95%
KEBBI	N140.28	106.29%	3.34%

JOURNEY BY MOTORCYCLE (OKADA) PER DROP



TRANSPORT FARE WATCH - NOVEMBER 2020

Average Transport Fare Across States -Waterway Passenger Transport



YoY = 35.39%

N559.00

NOVEMBER 2019 Average



AVERAGE

N756.84



MoM = 0.86%

N750.42

OCTOBER 2020 Average

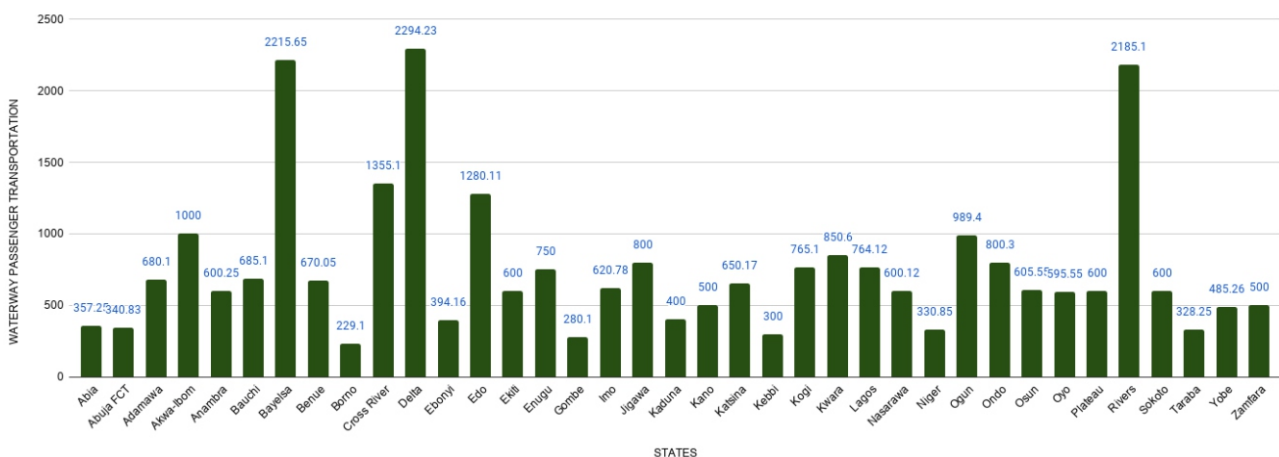
STATES WITH THE HIGHEST AVERAGE PRICES IN NOVEMBER 2020

	Nov - 20	YoY%	MoM%
DELTA	N2294.23	24.01%	1.46%
BAYELSA	N2215.65	20.42%	-1.56%
RIVERS	N2185.10	21.66%	0.45%

STATES WITH THE LOWEST AVERAGE PRICES IN NOVEMBER 2020

	Nov - 20	YoY%	MoM%
BORNO	N229.10	73.56%	1.73%
GOMBE	N280.10	47.42%	3.57%
KEBBI	N300.00	32.16%	-3.49%

WATERWAY PASSENGER TRANSPORTATION



TRANSPORT FARE WATCH - NOVEMBER 2020

Average Transport Fare by Categories -Abia State



NOVEMBER 2020



BUS JOURNEY
WITHIN CITY,
PER DROP
CONSTANT ROUTE

N195.24



BUS JOURNEY
INTERCITY,
STATE ROUTE,
CHARGE PER PERSON

N1700.05



AIR FARE CHARGE
FOR SPECIFIED
ROUTES SINGLE
JOURNEY

N35584.00



JOURNEY BY
MOTORCYCLE
(OKADA)
PER DROP

N180.20



WATER TRANSPORT:
WATER WAY
PASSENGER
TRANSPORTATION

N357.25

OCTOBER 2020



BUS JOURNEY
WITHIN CITY,
PER DROP
CONSTANT ROUTE

N192.11



BUS JOURNEY
INTERCITY,
STATE ROUTE,
CHARGE PER PERSON

N1699.78



AIR FARE CHARGE
FOR SPECIFIED
ROUTES SINGLE
JOURNEY

N35675.00



JOURNEY BY
MOTORCYCLE
(OKADA)
PER DROP

N178.82



WATER TRANSPORT:
WATER WAY
PASSENGER
TRANSPORTATION

N354.64

YoY % & MoM %



BUS JOURNEY
WITHIN CITY,
PER DROP
CONSTANT ROUTE

YoY % = 33.73
MoM % = 1.63



BUS JOURNEY
INTERCITY,
STATE ROUTE,
CHARGE PER PERSON

YoY % = 25.65
MoM % = 0.02



AIR FARE CHARGE
FOR SPECIFIED
ROUTES SINGLE
JOURNEY

YoY % = 6.54
MoM % = -0.26



JOURNEY BY
MOTORCYCLE
(OKADA)
PER DROP

YoY % = 31.53
MoM % = 0.77



WATER TRANSPORT:
WATER WAY
PASSENGER
TRANSPORTATION

YoY % = 28.51
MoM % = 0.74

TRANSPORT FARE WATCH - NOVEMBER 2020

Average Transport Fare by Categories -FCT Abuja



NOVEMBER 2020



BUS JOURNEY
WITHIN CITY,
PER DROP
CONSTANT ROUTE

N359.97



BUS JOURNEY
INTERCITY,
STATE ROUTE,
CHARGE PER PERSON

N4380.40



AIR FARE CHARGE
FOR SPECIFIED
ROUTES SINGLE
JOURNEY

N37000.00



JOURNEY BY
MOTORCYCLE
(OKADA)
PER DROP

N149.84



WATER TRANSPORT:
WATER WAY
PASSENGER
TRANSPORTATION

N340.83

OCTOBER 2020



BUS JOURNEY
WITHIN CITY,
PER DROP
CONSTANT ROUTE

N358.24



BUS JOURNEY
INTERCITY,
STATE ROUTE,
CHARGE PER PERSON

N4376.09



AIR FARE CHARGE
FOR SPECIFIED
ROUTES SINGLE
JOURNEY

N37500.00



JOURNEY BY
MOTORCYCLE
(OKADA)
PER DROP

N145.27



WATER TRANSPORT:
WATER WAY
PASSENGER
TRANSPORTATION

N317.05

YoY % & MoM %



BUS JOURNEY
WITHIN CITY,
PER DROP
CONSTANT ROUTE

YoY % = 21.20
MoM % = 0.48



BUS JOURNEY
INTERCITY,
STATE ROUTE,
CHARGE PER PERSON

YoY % = 4.89
MoM % = 0.10



AIR FARE CHARGE
FOR SPECIFIED
ROUTES SINGLE
JOURNEY

YoY % = 10.61
MoM % = -1.33



JOURNEY BY
MOTORCYCLE
(OKADA)
PER DROP

YoY % = 46.90
MoM % = 3.15



WATER TRANSPORT:
WATER WAY
PASSENGER
TRANSPORTATION

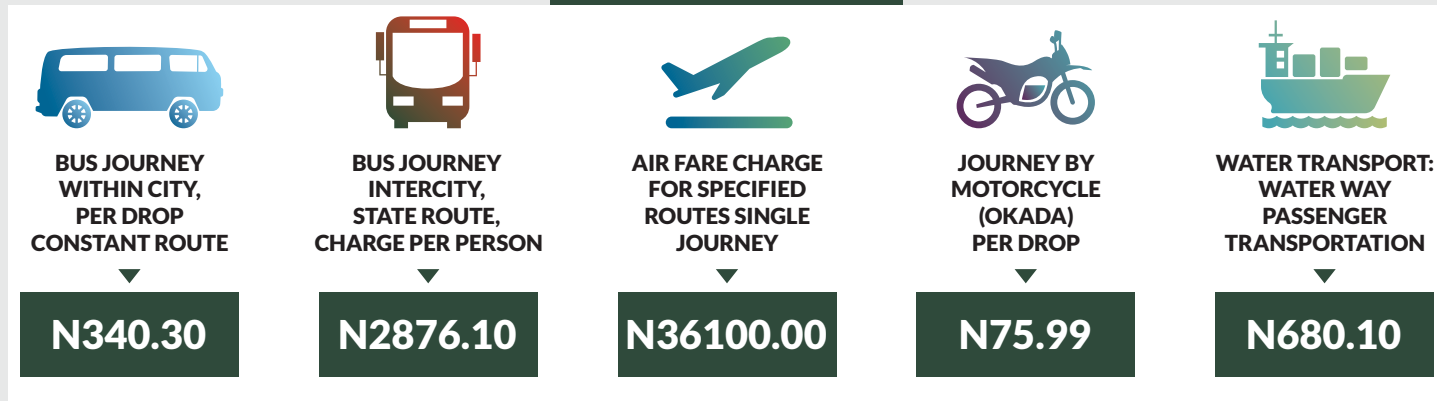
YoY % = 49.49
MoM % = 7.50

TRANSPORT FARE WATCH - NOVEMBER 2020

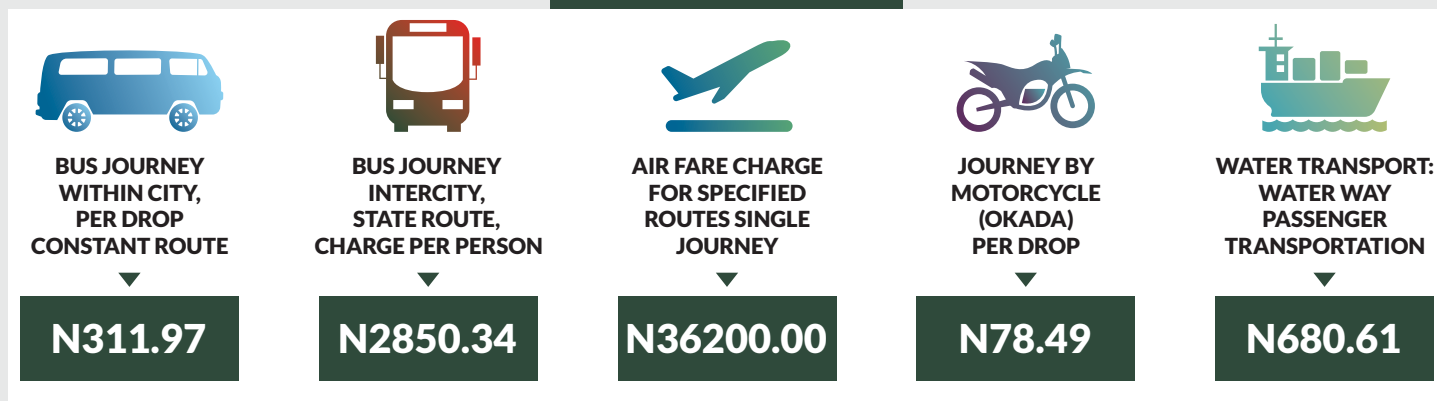
Average Transport Fare by Categories -Adamawa State



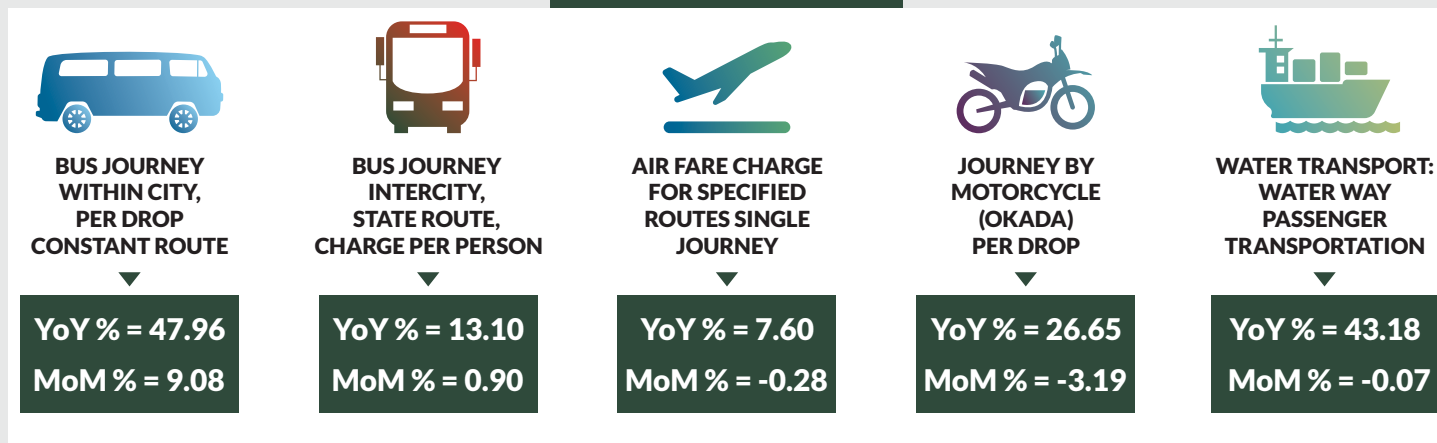
NOVEMBER 2020



OCTOBER 2020



YoY % & MoM %



TRANSPORT FARE WATCH - NOVEMBER 2020

Average Transport Fare by Categories -Akwa Ibom State



NOVEMBER 2020



BUS JOURNEY
WITHIN CITY,
PER DROP
CONSTANT ROUTE

N350.28



BUS JOURNEY
INTERCITY,
STATE ROUTE,
CHARGE PER PERSON

N1679.30



AIR FARE CHARGE
FOR SPECIFIED
ROUTES SINGLE
JOURNEY

N32500.00



JOURNEY BY
MOTORCYCLE
(OKADA)
PER DROP

N169.74



WATER TRANSPORT:
WATER WAY
PASSENGER
TRANSPORTATION

N1000.00

OCTOBER 2020



BUS JOURNEY
WITHIN CITY,
PER DROP
CONSTANT ROUTE

N325.57



BUS JOURNEY
INTERCITY,
STATE ROUTE,
CHARGE PER PERSON

N1631.67



AIR FARE CHARGE
FOR SPECIFIED
ROUTES SINGLE
JOURNEY

N32750.00



JOURNEY BY
MOTORCYCLE
(OKADA)
PER DROP

N167.25



WATER TRANSPORT:
WATER WAY
PASSENGER
TRANSPORTATION

N1000.35

YoY % & MoM %



BUS JOURNEY
WITHIN CITY,
PER DROP
CONSTANT ROUTE

YoY % = 49.69
MoM % = 7.59



BUS JOURNEY
INTERCITY,
STATE ROUTE,
CHARGE PER PERSON

YoY % = 24.67
MoM % = 2.92



AIR FARE CHARGE
FOR SPECIFIED
ROUTES SINGLE
JOURNEY

YoY % = 17.75
MoM % = -0.76



JOURNEY BY
MOTORCYCLE
(OKADA)
PER DROP

YoY % = 71.45
MoM % = 1.49



WATER TRANSPORT:
WATER WAY
PASSENGER
TRANSPORTATION

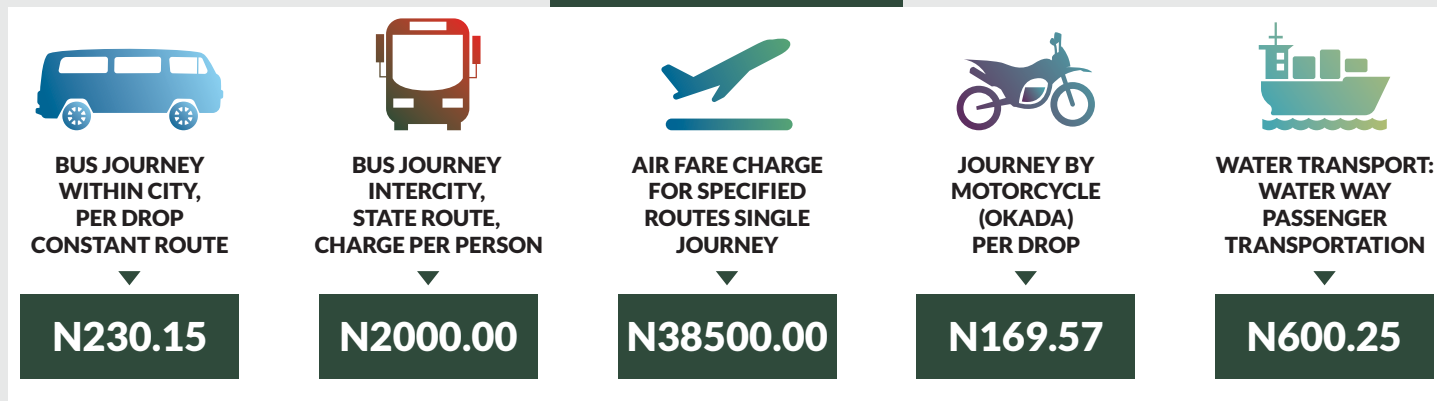
YoY % = 21.07
MoM % = -0.03

TRANSPORT FARE WATCH - NOVEMBER 2020

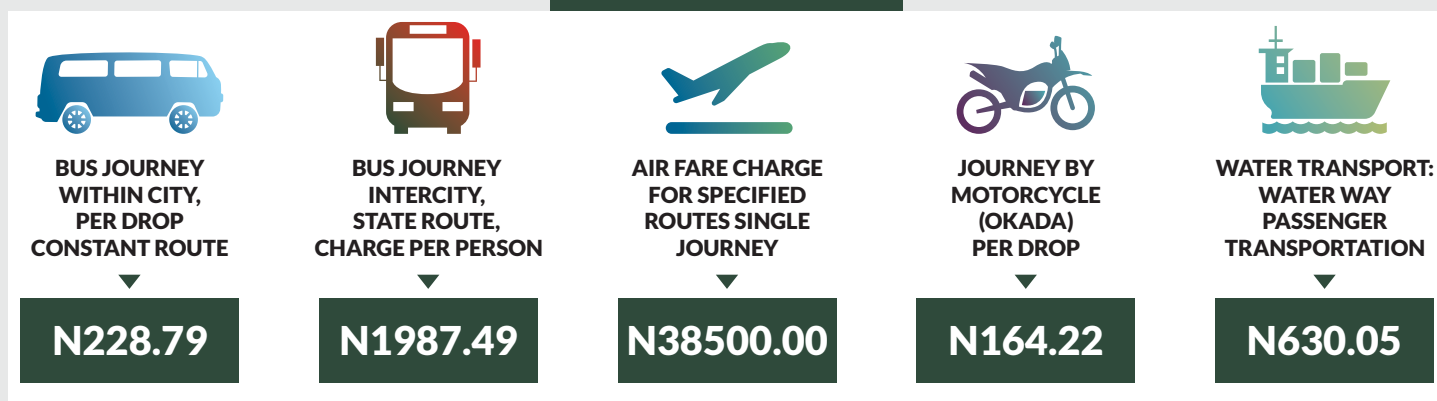
Average Transport Fare by Categories -Anambra State



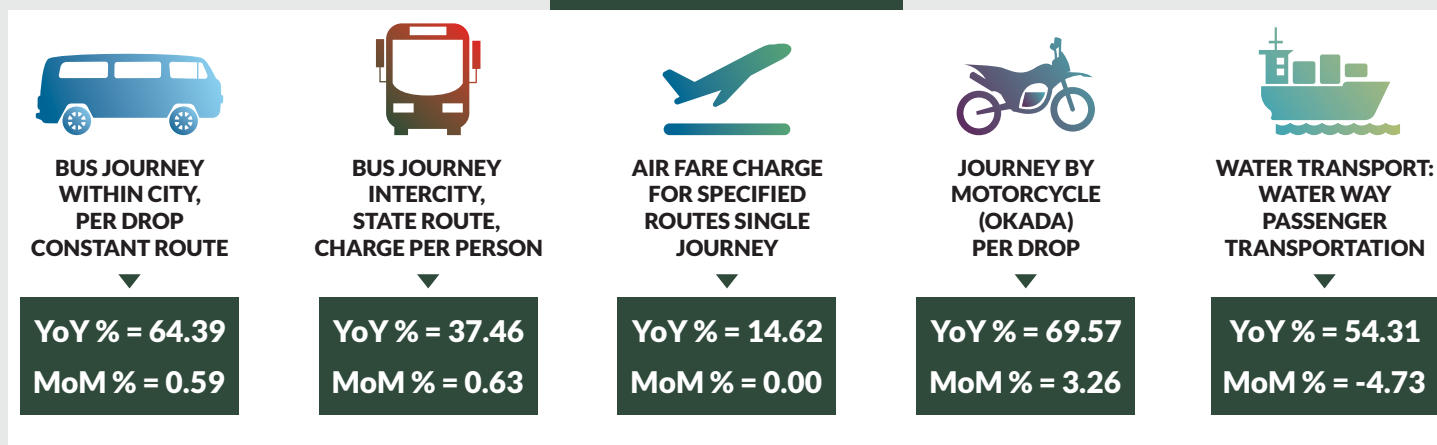
NOVEMBER 2020



OCTOBER 2020



YoY % & MoM %



TRANSPORT FARE WATCH - NOVEMBER 2020

Average Transport Fare by Categories -Bauchi State



NOVEMBER 2020



BUS JOURNEY
WITHIN CITY,
PER DROP
CONSTANT ROUTE

N510.65



BUS JOURNEY
INTERCITY,
STATE ROUTE,
CHARGE PER PERSON

N1597.10



AIR FARE CHARGE
FOR SPECIFIED
ROUTES SINGLE
JOURNEY

N38200.00



JOURNEY BY
MOTORCYCLE
(OKADA)
PER DROP

N162.84



WATER TRANSPORT:
WATER WAY
PASSENGER
TRANSPORTATION

N685.10

OCTOBER 2020



BUS JOURNEY
WITHIN CITY,
PER DROP
CONSTANT ROUTE

N504.78



BUS JOURNEY
INTERCITY,
STATE ROUTE,
CHARGE PER PERSON

N1560.49



AIR FARE CHARGE
FOR SPECIFIED
ROUTES SINGLE
JOURNEY

N38000.00



JOURNEY BY
MOTORCYCLE
(OKADA)
PER DROP

N164.28



WATER TRANSPORT:
WATER WAY
PASSENGER
TRANSPORTATION

N652.69

YoY % & MoM %



BUS JOURNEY
WITHIN CITY,
PER DROP
CONSTANT ROUTE

YoY % = 391.01
MoM % = 1.16



BUS JOURNEY
INTERCITY,
STATE ROUTE,
CHARGE PER PERSON

YoY % = 66.36
MoM % = 2.35



AIR FARE CHARGE
FOR SPECIFIED
ROUTES SINGLE
JOURNEY

YoY % = 18.16
MoM % = 0.53



JOURNEY BY
MOTORCYCLE
(OKADA)
PER DROP

YoY % = 73.23
MoM % = -0.88



WATER TRANSPORT:
WATER WAY
PASSENGER
TRANSPORTATION

YoY % = 58.59
MoM % = 4.97

TRANSPORT FARE WATCH - NOVEMBER 2020

Average Transport Fare by Categories -Bayelsa State



NOVEMBER 2020



BUS JOURNEY
WITHIN CITY,
PER DROP
CONSTANT ROUTE

N310.70



BUS JOURNEY
INTERCITY,
STATE ROUTE,
CHARGE PER PERSON

N1500.10



AIR FARE CHARGE
FOR SPECIFIED
ROUTES SINGLE
JOURNEY

N37900.00



JOURNEY BY
MOTORCYCLE
(OKADA)
PER DROP

N340.90



WATER TRANSPORT:
WATER WAY
PASSENGER
TRANSPORTATION

N2215.65

OCTOBER 2020



BUS JOURNEY
WITHIN CITY,
PER DROP
CONSTANT ROUTE

N306.41



BUS JOURNEY
INTERCITY,
STATE ROUTE,
CHARGE PER PERSON

N1473.64



AIR FARE CHARGE
FOR SPECIFIED
ROUTES SINGLE
JOURNEY

N37850.00



JOURNEY BY
MOTORCYCLE
(OKADA)
PER DROP

N324.58



WATER TRANSPORT:
WATER WAY
PASSENGER
TRANSPORTATION

N2250.86

YoY % & MoM %



BUS JOURNEY
WITHIN CITY,
PER DROP
CONSTANT ROUTE

YoY % = 57.72
MoM % = 1.40



BUS JOURNEY
INTERCITY,
STATE ROUTE,
CHARGE PER PERSON

YoY % = 50.31
MoM % = 1.80



AIR FARE CHARGE
FOR SPECIFIED
ROUTES SINGLE
JOURNEY

YoY % = 17.70
MoM % = 0.13



JOURNEY BY
MOTORCYCLE
(OKADA)
PER DROP

YoY % = 89.39
MoM % = 5.03



WATER TRANSPORT:
WATER WAY
PASSENGER
TRANSPORTATION

YoY % = 20.42
MoM % = -1.56

TRANSPORT FARE WATCH - NOVEMBER 2020

Average Transport Fare by Categories -Benue State



NOVEMBER 2020



BUS JOURNEY
WITHIN CITY,
PER DROP
CONSTANT ROUTE

N268.20



BUS JOURNEY
INTERCITY,
STATE ROUTE,
CHARGE PER PERSON

N2280.75



AIR FARE CHARGE
FOR SPECIFIED
ROUTES SINGLE
JOURNEY

N35250.00



JOURNEY BY
MOTORCYCLE
(OKADA)
PER DROP

N300.00



WATER TRANSPORT:
WATER WAY
PASSENGER
TRANSPORTATION

N670.05

OCTOBER 2020



BUS JOURNEY
WITHIN CITY,
PER DROP
CONSTANT ROUTE

N260.79



BUS JOURNEY
INTERCITY,
STATE ROUTE,
CHARGE PER PERSON

N2279.45



AIR FARE CHARGE
FOR SPECIFIED
ROUTES SINGLE
JOURNEY

N35200.00



JOURNEY BY
MOTORCYCLE
(OKADA)
PER DROP

N300.48



WATER TRANSPORT:
WATER WAY
PASSENGER
TRANSPORTATION

N657.41

YoY % & MoM %



BUS JOURNEY
WITHIN CITY,
PER DROP
CONSTANT ROUTE

YoY % = 55.93
MoM % = 2.84



BUS JOURNEY
INTERCITY,
STATE ROUTE,
CHARGE PER PERSON

YoY % = 10.72
MoM % = 0.06



AIR FARE CHARGE
FOR SPECIFIED
ROUTES SINGLE
JOURNEY

YoY % = 9.27
MoM % = 0.14



JOURNEY BY
MOTORCYCLE
(OKADA)
PER DROP

YoY % = 200.00
MoM % = -0.16



WATER TRANSPORT:
WATER WAY
PASSENGER
TRANSPORTATION

YoY % = 40.47
MoM % = 1.92

TRANSPORT FARE WATCH - NOVEMBER 2020

Average Transport Fare by Categories -Borno State



NOVEMBER 2020



BUS JOURNEY
WITHIN CITY,
PER DROP
CONSTANT ROUTE

N213.21



BUS JOURNEY
INTERCITY,
STATE ROUTE,
CHARGE PER PERSON

N2800.55



AIR FARE CHARGE
FOR SPECIFIED
ROUTES SINGLE
JOURNEY

N37750.00



JOURNEY BY
MOTORCYCLE
(OKADA)
PER DROP

N200.00



WATER TRANSPORT:
WATER WAY
PASSENGER
TRANSPORTATION

N229.10

OCTOBER 2020



BUS JOURNEY
WITHIN CITY,
PER DROP
CONSTANT ROUTE

N208.15



BUS JOURNEY
INTERCITY,
STATE ROUTE,
CHARGE PER PERSON

N2796.10



AIR FARE CHARGE
FOR SPECIFIED
ROUTES SINGLE
JOURNEY

N37600.00



JOURNEY BY
MOTORCYCLE
(OKADA)
PER DROP

N197.87



WATER TRANSPORT:
WATER WAY
PASSENGER
TRANSPORTATION

N225.21

YoY % & MoM %



BUS JOURNEY
WITHIN CITY,
PER DROP
CONSTANT ROUTE

YoY % = 30.01
MoM % = 2.43



BUS JOURNEY
INTERCITY,
STATE ROUTE,
CHARGE PER PERSON

YoY % = 13.61
MoM % = 0.16



AIR FARE CHARGE
FOR SPECIFIED
ROUTES SINGLE
JOURNEY

YoY % = 20.90
MoM % = 0.40



JOURNEY BY
MOTORCYCLE
(OKADA)
PER DROP

YoY % = 96.08
MoM % = 1.08



WATER TRANSPORT:
WATER WAY
PASSENGER
TRANSPORTATION

YoY % = 73.56
MoM % = 1.73

TRANSPORT FARE WATCH - NOVEMBER 2020

Average Transport Fare by Categories -Cross river State



NOVEMBER 2020



BUS JOURNEY
WITHIN CITY,
PER DROP
CONSTANT ROUTE

N425.38



BUS JOURNEY
INTERCITY,
STATE ROUTE,
CHARGE PER PERSON

N1892.40



AIR FARE CHARGE
FOR SPECIFIED
ROUTES SINGLE
JOURNEY

N38500.00



JOURNEY BY
MOTORCYCLE
(OKADA)
PER DROP

N299.37



WATER TRANSPORT:
WATER WAY
PASSENGER
TRANSPORTATION

N1355.10

OCTOBER 2020



BUS JOURNEY
WITHIN CITY,
PER DROP
CONSTANT ROUTE

N431.04



BUS JOURNEY
INTERCITY,
STATE ROUTE,
CHARGE PER PERSON

N1820.22



AIR FARE CHARGE
FOR SPECIFIED
ROUTES SINGLE
JOURNEY

N38460.00



JOURNEY BY
MOTORCYCLE
(OKADA)
PER DROP

N295.73



WATER TRANSPORT:
WATER WAY
PASSENGER
TRANSPORTATION

N1400.33

YoY % & MoM %



BUS JOURNEY
WITHIN CITY,
PER DROP
CONSTANT ROUTE

YoY % = 39.93
MoM % = -1.31



BUS JOURNEY
INTERCITY,
STATE ROUTE,
CHARGE PER PERSON

YoY % = 37.63
MoM % = 3.97



AIR FARE CHARGE
FOR SPECIFIED
ROUTES SINGLE
JOURNEY

YoY % = 21.57
MoM % = 0.10



JOURNEY BY
MOTORCYCLE
(OKADA)
PER DROP

YoY % = 125.09
MoM % = 1.23



WATER TRANSPORT:
WATER WAY
PASSENGER
TRANSPORTATION

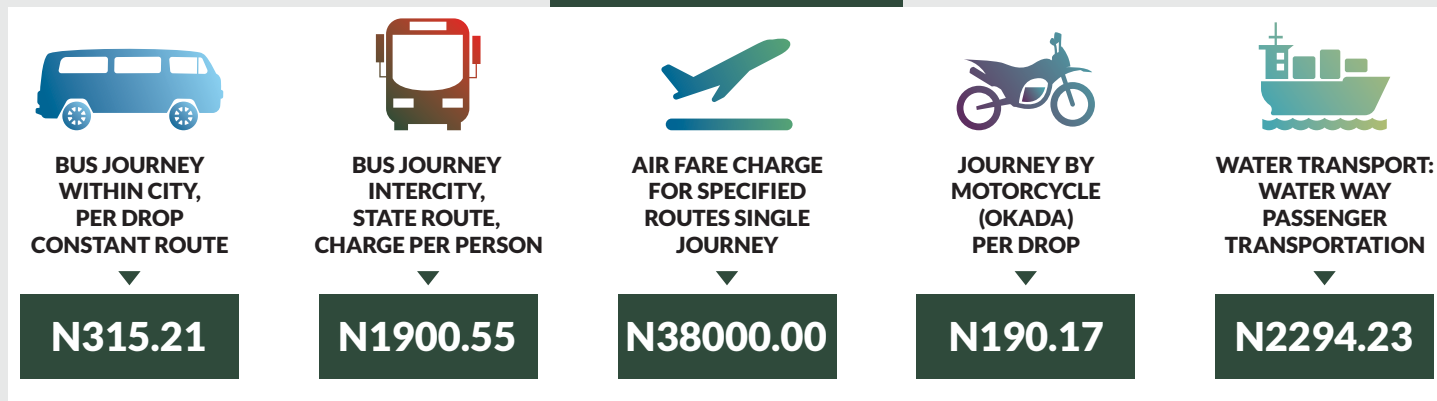
YoY % = 43.09
MoM % = -3.23

TRANSPORT FARE WATCH - NOVEMBER 2020

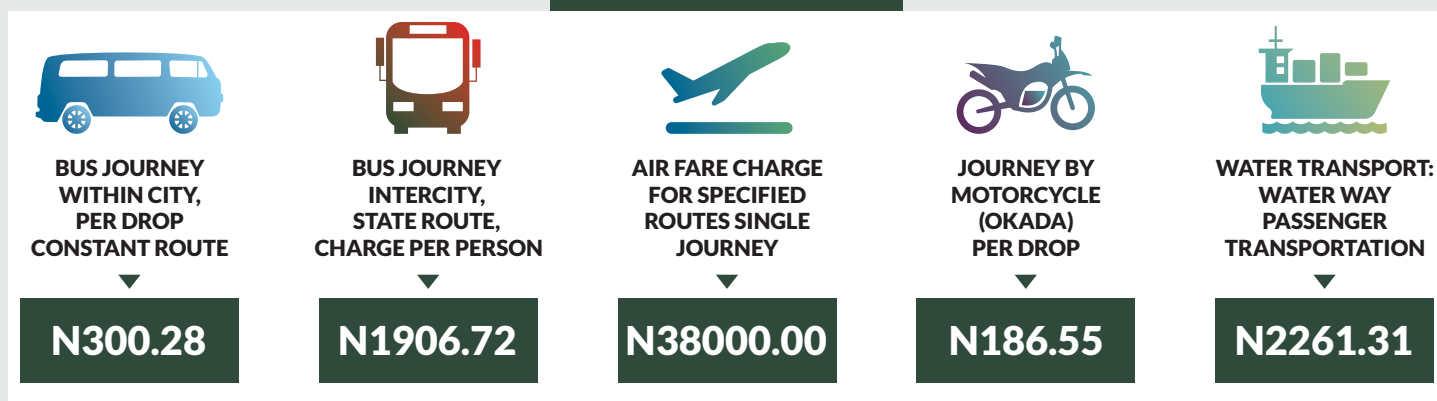
Average Transport Fare by Categories -Delta State



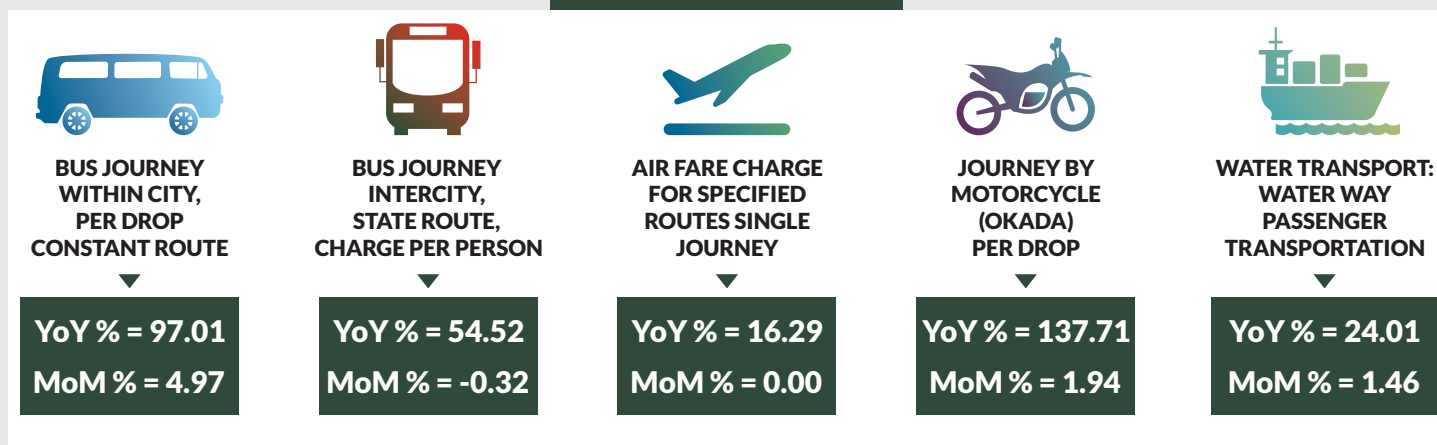
NOVEMBER 2020



OCTOBER 2020



YoY % & MoM %



TRANSPORT FARE WATCH - NOVEMBER 2020

Average Transport Fare by Categories -Ebonyi State



NOVEMBER 2020



BUS JOURNEY
WITHIN CITY,
PER DROP
CONSTANT ROUTE

N285.65



BUS JOURNEY
INTERCITY,
STATE ROUTE,
CHARGE PER PERSON

N1700.25



AIR FARE CHARGE
FOR SPECIFIED
ROUTES SINGLE
JOURNEY

N37600.00



JOURNEY BY
MOTORCYCLE
(OKADA)
PER DROP

N286.14



WATER TRANSPORT:
WATER WAY
PASSENGER
TRANSPORTATION

N394.16

OCTOBER 2020



BUS JOURNEY
WITHIN CITY,
PER DROP
CONSTANT ROUTE

N279.82



BUS JOURNEY
INTERCITY,
STATE ROUTE,
CHARGE PER PERSON

N1684.13



AIR FARE CHARGE
FOR SPECIFIED
ROUTES SINGLE
JOURNEY

N37500.00



JOURNEY BY
MOTORCYCLE
(OKADA)
PER DROP

N280.55



WATER TRANSPORT:
WATER WAY
PASSENGER
TRANSPORTATION

N386.12

YoY % & MoM %



BUS JOURNEY
WITHIN CITY,
PER DROP
CONSTANT ROUTE

YoY % = 52.75
MoM % = 2.08



BUS JOURNEY
INTERCITY,
STATE ROUTE,
CHARGE PER PERSON

YoY % = 34.51
MoM % = 0.96



AIR FARE CHARGE
FOR SPECIFIED
ROUTES SINGLE
JOURNEY

YoY % = 16.52
MoM % = 0.27



JOURNEY BY
MOTORCYCLE
(OKADA)
PER DROP

YoY % = 56.36
MoM % = 1.99



WATER TRANSPORT:
WATER WAY
PASSENGER
TRANSPORTATION

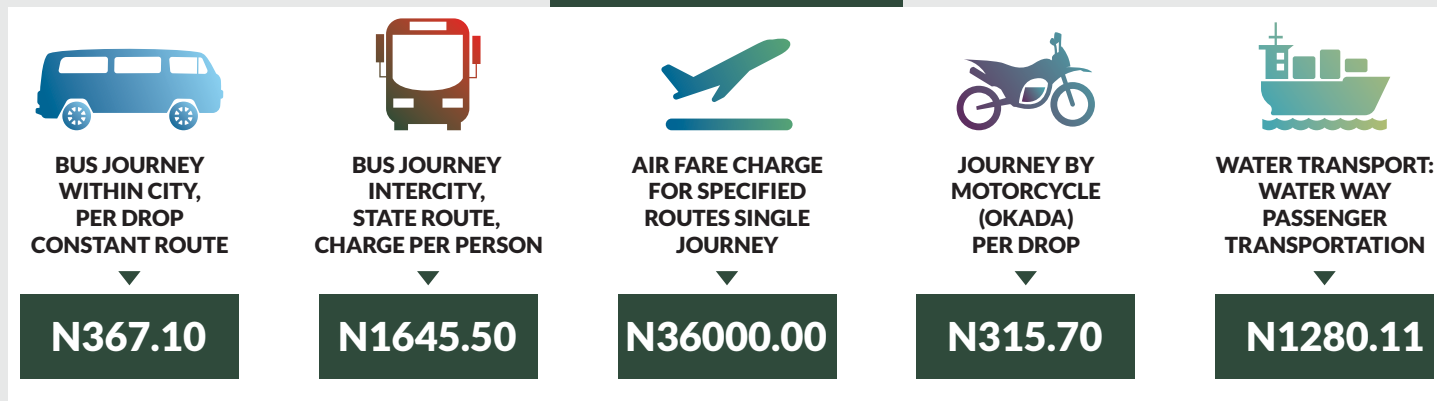
YoY % = 101.10
MoM % = 2.08

TRANSPORT FARE WATCH - NOVEMBER 2020

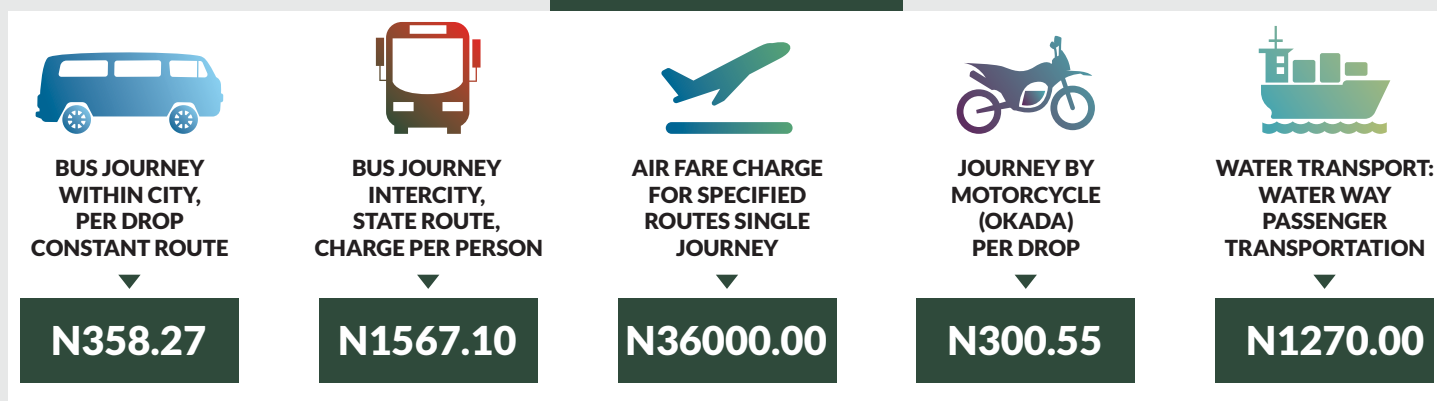
Average Transport Fare by Categories -Edo State



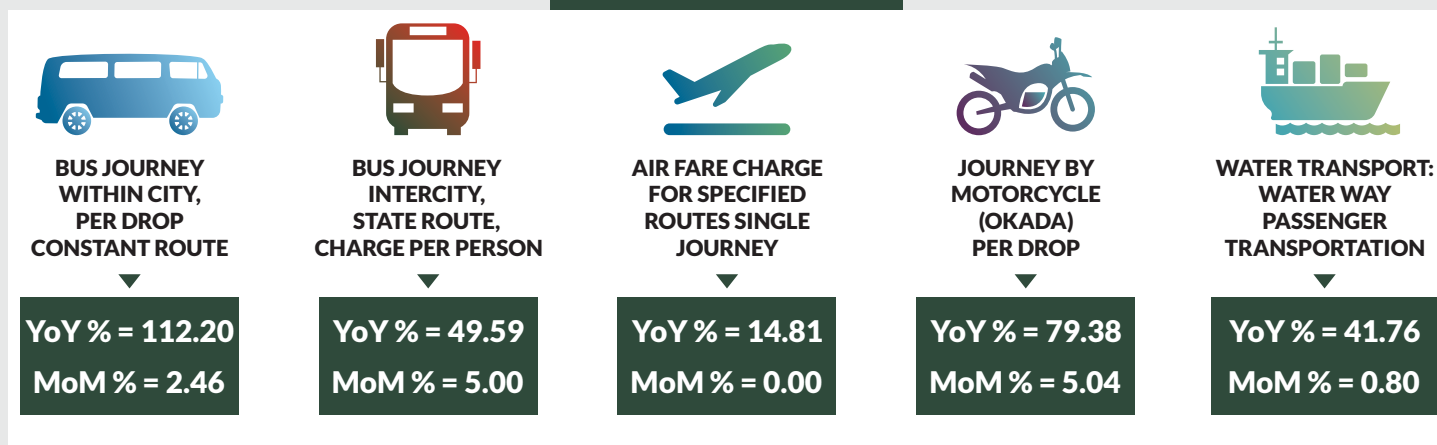
NOVEMBER 2020



OCTOBER 2020



YoY % & MoM %



TRANSPORT FARE WATCH - NOVEMBER 2020

Average Transport Fare by Categories -Ekiti State



NOVEMBER 2020



BUS JOURNEY
WITHIN CITY,
PER DROP
CONSTANT ROUTE

N420.20



BUS JOURNEY
INTERCITY,
STATE ROUTE,
CHARGE PER PERSON

N2900.14



AIR FARE CHARGE
FOR SPECIFIED
ROUTES SINGLE
JOURNEY

N35400.00



JOURNEY BY
MOTORCYCLE
(OKADA)
PER DROP

N225.34



WATER TRANSPORT:
WATER WAY
PASSENGER
TRANSPORTATION

N600.00

OCTOBER 2020



BUS JOURNEY
WITHIN CITY,
PER DROP
CONSTANT ROUTE

N400.95



BUS JOURNEY
INTERCITY,
STATE ROUTE,
CHARGE PER PERSON

N2873.45



AIR FARE CHARGE
FOR SPECIFIED
ROUTES SINGLE
JOURNEY

N35300.00



JOURNEY BY
MOTORCYCLE
(OKADA)
PER DROP

N200.20



WATER TRANSPORT:
WATER WAY
PASSENGER
TRANSPORTATION

N580.47

YoY % & MoM %



BUS JOURNEY
WITHIN CITY,
PER DROP
CONSTANT ROUTE

YoY % = 95.44
MoM % = 4.80



BUS JOURNEY
INTERCITY,
STATE ROUTE,
CHARGE PER PERSON

YoY % = 30.81
MoM % = 0.93



AIR FARE CHARGE
FOR SPECIFIED
ROUTES SINGLE
JOURNEY

YoY % = 24.91
MoM % = 0.28



JOURNEY BY
MOTORCYCLE
(OKADA)
PER DROP

YoY % = 165.11
MoM % = 12.56



WATER TRANSPORT:
WATER WAY
PASSENGER
TRANSPORTATION

YoY % = 31.87
MoM % = 3.36

TRANSPORT FARE WATCH - NOVEMBER 2020

Average Transport Fare by Categories -Enugu State



NOVEMBER 2020



BUS JOURNEY
WITHIN CITY,
PER DROP
CONSTANT ROUTE

N297.45



BUS JOURNEY
INTERCITY,
STATE ROUTE,
CHARGE PER PERSON

N1642.12



AIR FARE CHARGE
FOR SPECIFIED
ROUTES SINGLE
JOURNEY

N37300.00



JOURNEY BY
MOTORCYCLE
(OKADA)
PER DROP

N286.47



WATER TRANSPORT:
WATER WAY
PASSENGER
TRANSPORTATION

N750.00

OCTOBER 2020



BUS JOURNEY
WITHIN CITY,
PER DROP
CONSTANT ROUTE

N287.54



BUS JOURNEY
INTERCITY,
STATE ROUTE,
CHARGE PER PERSON

N1560.00



AIR FARE CHARGE
FOR SPECIFIED
ROUTES SINGLE
JOURNEY

N37250.00



JOURNEY BY
MOTORCYCLE
(OKADA)
PER DROP

N268.56



WATER TRANSPORT:
WATER WAY
PASSENGER
TRANSPORTATION

N758.00

YoY % & MoM %



BUS JOURNEY
WITHIN CITY,
PER DROP
CONSTANT ROUTE

YoY % = 83.61
MoM % = 3.45



BUS JOURNEY
INTERCITY,
STATE ROUTE,
CHARGE PER PERSON

YoY % = 71.05
MoM % = 5.26



AIR FARE CHARGE
FOR SPECIFIED
ROUTES SINGLE
JOURNEY

YoY % = 14.77
MoM % = 0.13



JOURNEY BY
MOTORCYCLE
(OKADA)
PER DROP

YoY % = 84.82
MoM % = 6.67



WATER TRANSPORT:
WATER WAY
PASSENGER
TRANSPORTATION

YoY % = 35.62
MoM % = -1.06

TRANSPORT FARE WATCH - NOVEMBER 2020

Average Transport Fare by Categories -Gombe State



NOVEMBER 2020



BUS JOURNEY
WITHIN CITY,
PER DROP
CONSTANT ROUTE

N294.58



BUS JOURNEY
INTERCITY,
STATE ROUTE,
CHARGE PER PERSON

N1920.20



AIR FARE CHARGE
FOR SPECIFIED
ROUTES SINGLE
JOURNEY

N34550.00



JOURNEY BY
MOTORCYCLE
(OKADA)
PER DROP

N186.25



WATER TRANSPORT:
WATER WAY
PASSENGER
TRANSPORTATION

N280.10

OCTOBER 2020



BUS JOURNEY
WITHIN CITY,
PER DROP
CONSTANT ROUTE

N285.65



BUS JOURNEY
INTERCITY,
STATE ROUTE,
CHARGE PER PERSON

N1900.10



AIR FARE CHARGE
FOR SPECIFIED
ROUTES SINGLE
JOURNEY

N34800.00



JOURNEY BY
MOTORCYCLE
(OKADA)
PER DROP

N174.78



WATER TRANSPORT:
WATER WAY
PASSENGER
TRANSPORTATION

N270.45

YoY % & MoM %



BUS JOURNEY
WITHIN CITY,
PER DROP
CONSTANT ROUTE

YoY % = 90.05
MoM % = 3.13



BUS JOURNEY
INTERCITY,
STATE ROUTE,
CHARGE PER PERSON

YoY % = 22.46
MoM % = 1.06



AIR FARE CHARGE
FOR SPECIFIED
ROUTES SINGLE
JOURNEY

YoY % = 31.37
MoM % = -0.72



JOURNEY BY
MOTORCYCLE
(OKADA)
PER DROP

YoY % = 106.94
MoM % = 6.56



WATER TRANSPORT:
WATER WAY
PASSENGER
TRANSPORTATION

YoY % = 47.42
MoM % = 3.57

TRANSPORT FARE WATCH - NOVEMBER 2020

Average Transport Fare by Categories -Imo State



NOVEMBER 2020



BUS JOURNEY
WITHIN CITY,
PER DROP
CONSTANT ROUTE

N300.50



BUS JOURNEY
INTERCITY,
STATE ROUTE,
CHARGE PER PERSON

N2385.45



AIR FARE CHARGE
FOR SPECIFIED
ROUTES SINGLE
JOURNEY

N37500.00



JOURNEY BY
MOTORCYCLE
(OKADA)
PER DROP

N350.14



WATER TRANSPORT:
WATER WAY
PASSENGER
TRANSPORTATION

N620.78

OCTOBER 2020



BUS JOURNEY
WITHIN CITY,
PER DROP
CONSTANT ROUTE

N295.71



BUS JOURNEY
INTERCITY,
STATE ROUTE,
CHARGE PER PERSON

N2377.22



AIR FARE CHARGE
FOR SPECIFIED
ROUTES SINGLE
JOURNEY

N37350.00



JOURNEY BY
MOTORCYCLE
(OKADA)
PER DROP

N336.46



WATER TRANSPORT:
WATER WAY
PASSENGER
TRANSPORTATION

N624.32

YoY % & MoM %



BUS JOURNEY
WITHIN CITY,
PER DROP
CONSTANT ROUTE

YoY % = 93.87
MoM % = 1.62



BUS JOURNEY
INTERCITY,
STATE ROUTE,
CHARGE PER PERSON

YoY % = 51.94
MoM % = 0.35



AIR FARE CHARGE
FOR SPECIFIED
ROUTES SINGLE
JOURNEY

YoY % = 15.53
MoM % = 0.40



JOURNEY BY
MOTORCYCLE
(OKADA)
PER DROP

YoY % = 105.96
MoM % = 4.07



WATER TRANSPORT:
WATER WAY
PASSENGER
TRANSPORTATION

YoY % = 37.34
MoM % = -0.57

TRANSPORT FARE WATCH - NOVEMBER 2020

Average Transport Fare by Categories -Jigawa State



NOVEMBER 2020



BUS JOURNEY
WITHIN CITY,
PER DROP
CONSTANT ROUTE

N340.60



BUS JOURNEY
INTERCITY,
STATE ROUTE,
CHARGE PER PERSON

N2000.00



AIR FARE CHARGE
FOR SPECIFIED
ROUTES SINGLE
JOURNEY

N38260.00



JOURNEY BY
MOTORCYCLE
(OKADA)
PER DROP

N183.24



WATER TRANSPORT:
WATER WAY
PASSENGER
TRANSPORTATION

N800.00

OCTOBER 2020



BUS JOURNEY
WITHIN CITY,
PER DROP
CONSTANT ROUTE

N325.22



BUS JOURNEY
INTERCITY,
STATE ROUTE,
CHARGE PER PERSON

N1980.32



AIR FARE CHARGE
FOR SPECIFIED
ROUTES SINGLE
JOURNEY

N38250.00



JOURNEY BY
MOTORCYCLE
(OKADA)
PER DROP

N177.94



WATER TRANSPORT:
WATER WAY
PASSENGER
TRANSPORTATION

N785.24

YoY % & MoM %



BUS JOURNEY
WITHIN CITY,
PER DROP
CONSTANT ROUTE

YoY % = 116.94
MoM % = 4.73



BUS JOURNEY
INTERCITY,
STATE ROUTE,
CHARGE PER PERSON

YoY % = 43.68
MoM % = 0.99



AIR FARE CHARGE
FOR SPECIFIED
ROUTES SINGLE
JOURNEY

YoY % = 8.55
MoM % = 0.03



JOURNEY BY
MOTORCYCLE
(OKADA)
PER DROP

YoY % = 186.31
MoM % = 2.98



WATER TRANSPORT:
WATER WAY
PASSENGER
TRANSPORTATION

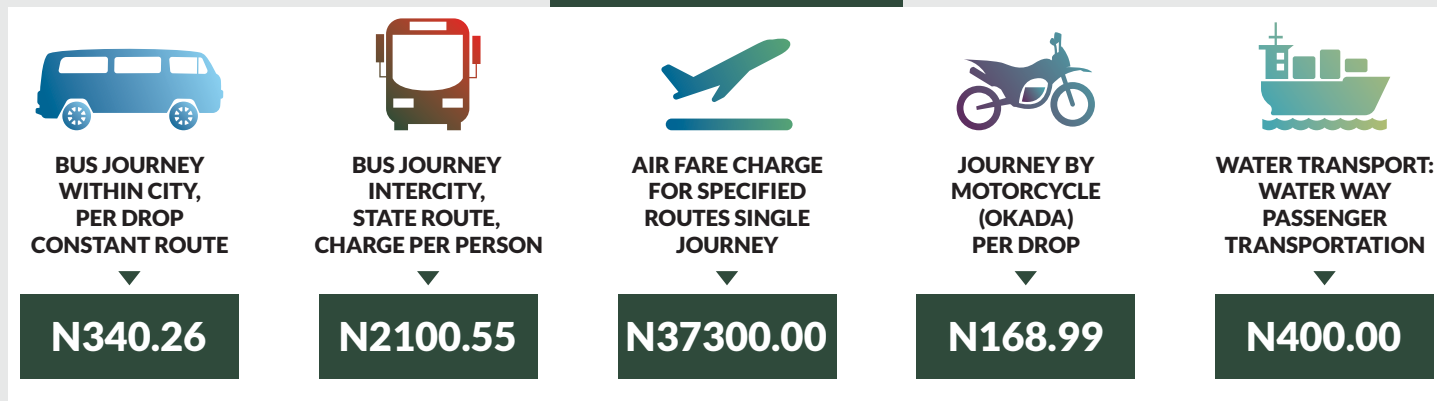
YoY % = 55.64
MoM % = 1.88

TRANSPORT FARE WATCH - NOVEMBER 2020


Average Transport Fare by Categories -Kaduna State



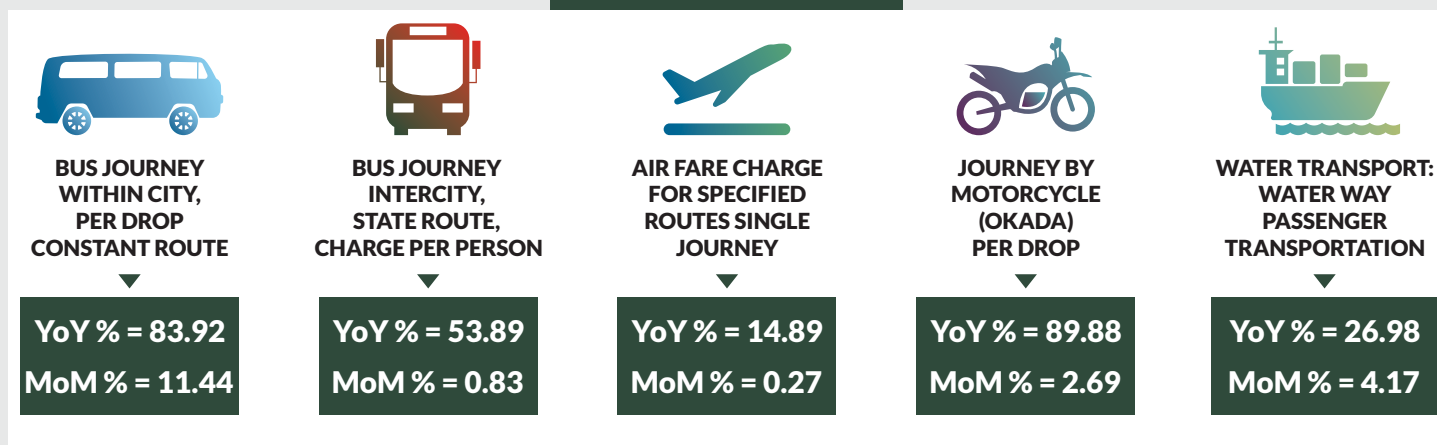
NOVEMBER 2020



OCTOBER 2020



YoY % & MoM %



TRANSPORT FARE WATCH - NOVEMBER 2020

Average Transport Fare by Categories -Kano State



NOVEMBER 2020



BUS JOURNEY
WITHIN CITY,
PER DROP
CONSTANT ROUTE

N355.20



BUS JOURNEY
INTERCITY,
STATE ROUTE,
CHARGE PER PERSON

N1820.60



AIR FARE CHARGE
FOR SPECIFIED
ROUTES SINGLE
JOURNEY

N35200.00



JOURNEY BY
MOTORCYCLE
(OKADA)
PER DROP

N220.18



WATER TRANSPORT:
WATER WAY
PASSENGER
TRANSPORTATION

N500.00

OCTOBER 2020



BUS JOURNEY
WITHIN CITY,
PER DROP
CONSTANT ROUTE

N325.79



BUS JOURNEY
INTERCITY,
STATE ROUTE,
CHARGE PER PERSON

N1786.57



AIR FARE CHARGE
FOR SPECIFIED
ROUTES SINGLE
JOURNEY

N35100.00



JOURNEY BY
MOTORCYCLE
(OKADA)
PER DROP

N205.99



WATER TRANSPORT:
WATER WAY
PASSENGER
TRANSPORTATION

N500.31

YoY % & MoM %



BUS JOURNEY
WITHIN CITY,
PER DROP
CONSTANT ROUTE

YoY % = 92.00
MoM % = 9.03



BUS JOURNEY
INTERCITY,
STATE ROUTE,
CHARGE PER PERSON

YoY % = 75.39
MoM % = 1.90



AIR FARE CHARGE
FOR SPECIFIED
ROUTES SINGLE
JOURNEY

YoY % = 38.75
MoM % = 0.28



JOURNEY BY
MOTORCYCLE
(OKADA)
PER DROP

YoY % = 159.04
MoM % = 6.89



WATER TRANSPORT:
WATER WAY
PASSENGER
TRANSPORTATION

YoY % = 42.86
MoM % = -0.06

TRANSPORT FARE WATCH - NOVEMBER 2020

Average Transport Fare by Categories -Katsina State



NOVEMBER 2020



BUS JOURNEY
WITHIN CITY,
PER DROP
CONSTANT ROUTE

N305.80



BUS JOURNEY
INTERCITY,
STATE ROUTE,
CHARGE PER PERSON

N2782.10



AIR FARE CHARGE
FOR SPECIFIED
ROUTES SINGLE
JOURNEY

N35200.00



JOURNEY BY
MOTORCYCLE
(OKADA)
PER DROP

N110.40



WATER TRANSPORT:
WATER WAY
PASSENGER
TRANSPORTATION

N650.17

OCTOBER 2020



BUS JOURNEY
WITHIN CITY,
PER DROP
CONSTANT ROUTE

N307.54



BUS JOURNEY
INTERCITY,
STATE ROUTE,
CHARGE PER PERSON

N2700.61



AIR FARE CHARGE
FOR SPECIFIED
ROUTES SINGLE
JOURNEY

N35200.00



JOURNEY BY
MOTORCYCLE
(OKADA)
PER DROP

N106.20



WATER TRANSPORT:
WATER WAY
PASSENGER
TRANSPORTATION

N620.18

YoY % & MoM %



BUS JOURNEY
WITHIN CITY,
PER DROP
CONSTANT ROUTE

YoY % = 52.90
MoM % = -0.57



BUS JOURNEY
INTERCITY,
STATE ROUTE,
CHARGE PER PERSON

YoY % = 55.08
MoM % = 3.02



AIR FARE CHARGE
FOR SPECIFIED
ROUTES SINGLE
JOURNEY

YoY % = 43.26
MoM % = 0.00



JOURNEY BY
MOTORCYCLE
(OKADA)
PER DROP

YoY % = 67.27
MoM % = 3.95



WATER TRANSPORT:
WATER WAY
PASSENGER
TRANSPORTATION

YoY % = 54.80
MoM % = 4.84

TRANSPORT FARE WATCH - NOVEMBER 2020

Average Transport Fare by Categories -Kebbi State



NOVEMBER 2020



BUS JOURNEY
WITHIN CITY,
PER DROP
CONSTANT ROUTE

N220.30



BUS JOURNEY
INTERCITY,
STATE ROUTE,
CHARGE PER PERSON

N2300.00



AIR FARE CHARGE
FOR SPECIFIED
ROUTES SINGLE
JOURNEY

N35000.00



JOURNEY BY
MOTORCYCLE
(OKADA)
PER DROP

N140.28



WATER TRANSPORT:
WATER WAY
PASSENGER
TRANSPORTATION

N300.00

OCTOBER 2020



BUS JOURNEY
WITHIN CITY,
PER DROP
CONSTANT ROUTE

N205.47



BUS JOURNEY
INTERCITY,
STATE ROUTE,
CHARGE PER PERSON

N2278.51



AIR FARE CHARGE
FOR SPECIFIED
ROUTES SINGLE
JOURNEY

N34800.00



JOURNEY BY
MOTORCYCLE
(OKADA)
PER DROP

N135.75



WATER TRANSPORT:
WATER WAY
PASSENGER
TRANSPORTATION

N310.85

YoY % & MoM %



BUS JOURNEY
WITHIN CITY,
PER DROP
CONSTANT ROUTE

YoY % = -14.94
MoM % = 7.22



BUS JOURNEY
INTERCITY,
STATE ROUTE,
CHARGE PER PERSON

YoY % = 30.68
MoM % = 0.94



AIR FARE CHARGE
FOR SPECIFIED
ROUTES SINGLE
JOURNEY

YoY % = 8.19
MoM % = 0.57



JOURNEY BY
MOTORCYCLE
(OKADA)
PER DROP

YoY % = 106.29
MoM % = 3.34



WATER TRANSPORT:
WATER WAY
PASSENGER
TRANSPORTATION

YoY % = 32.16
MoM % = -3.49

TRANSPORT FARE WATCH - NOVEMBER 2020

Average Transport Fare by Categories -Kogi State



NOVEMBER 2020



BUS JOURNEY
WITHIN CITY,
PER DROP
CONSTANT ROUTE

N345.30



BUS JOURNEY
INTERCITY,
STATE ROUTE,
CHARGE PER PERSON

N2900.10



AIR FARE CHARGE
FOR SPECIFIED
ROUTES SINGLE
JOURNEY

N35250.00



JOURNEY BY
MOTORCYCLE
(OKADA)
PER DROP

N390.15



WATER TRANSPORT:
WATER WAY
PASSENGER
TRANSPORTATION

N765.10

OCTOBER 2020



BUS JOURNEY
WITHIN CITY,
PER DROP
CONSTANT ROUTE

N337.56



BUS JOURNEY
INTERCITY,
STATE ROUTE,
CHARGE PER PERSON

N2884.62



AIR FARE CHARGE
FOR SPECIFIED
ROUTES SINGLE
JOURNEY

N35000.00



JOURNEY BY
MOTORCYCLE
(OKADA)
PER DROP

N372.45



WATER TRANSPORT:
WATER WAY
PASSENGER
TRANSPORTATION

N750.25

YoY % & MoM %



BUS JOURNEY
WITHIN CITY,
PER DROP
CONSTANT ROUTE

YoY % = 56.95
MoM % = 2.29



BUS JOURNEY
INTERCITY,
STATE ROUTE,
CHARGE PER PERSON

YoY % = 45.22
MoM % = 0.54



AIR FARE CHARGE
FOR SPECIFIED
ROUTES SINGLE
JOURNEY

YoY % = 12.80
MoM % = 0.71



JOURNEY BY
MOTORCYCLE
(OKADA)
PER DROP

YoY % = 96.06
MoM % = 4.75



WATER TRANSPORT:
WATER WAY
PASSENGER
TRANSPORTATION

YoY % = 43.55
MoM % = 1.98

TRANSPORT FARE WATCH - NOVEMBER 2020

Average Transport Fare by Categories -Kwara State



NOVEMBER 2020



BUS JOURNEY
WITHIN CITY,
PER DROP
CONSTANT ROUTE

N260.14



BUS JOURNEY
INTERCITY,
STATE ROUTE,
CHARGE PER PERSON

N2100.00



AIR FARE CHARGE
FOR SPECIFIED
ROUTES SINGLE
JOURNEY

N35500.00



JOURNEY BY
MOTORCYCLE
(OKADA)
PER DROP

N345.10



WATER TRANSPORT:
WATER WAY
PASSENGER
TRANSPORTATION

N850.60

OCTOBER 2020



BUS JOURNEY
WITHIN CITY,
PER DROP
CONSTANT ROUTE

N254.88



BUS JOURNEY
INTERCITY,
STATE ROUTE,
CHARGE PER PERSON

N2050.49



AIR FARE CHARGE
FOR SPECIFIED
ROUTES SINGLE
JOURNEY

N35450.00



JOURNEY BY
MOTORCYCLE
(OKADA)
PER DROP

N305.45



WATER TRANSPORT:
WATER WAY
PASSENGER
TRANSPORTATION

N824.87

YoY % & MoM %



BUS JOURNEY
WITHIN CITY,
PER DROP
CONSTANT ROUTE

YoY % = 64.65
MoM % = 2.06



BUS JOURNEY
INTERCITY,
STATE ROUTE,
CHARGE PER PERSON

YoY % = 14.13
MoM % = 2.41



AIR FARE CHARGE
FOR SPECIFIED
ROUTES SINGLE
JOURNEY

YoY % = 0.80
MoM % = 0.14



JOURNEY BY
MOTORCYCLE
(OKADA)
PER DROP

YoY % = 91.72
MoM % = 12.98



WATER TRANSPORT:
WATER WAY
PASSENGER
TRANSPORTATION

YoY % = 36.10
MoM % = 3.12

TRANSPORT FARE WATCH - NOVEMBER 2020

Average Transport Fare by Categories -Lagos State



NOVEMBER 2020



BUS JOURNEY
WITHIN CITY,
PER DROP
CONSTANT ROUTE

N408.64



BUS JOURNEY
INTERCITY,
STATE ROUTE,
CHARGE PER PERSON

N3100.45



AIR FARE CHARGE
FOR SPECIFIED
ROUTES SINGLE
JOURNEY

N38400.00



JOURNEY BY
MOTORCYCLE
(OKADA)
PER DROP

N350.10



WATER TRANSPORT:
WATER WAY
PASSENGER
TRANSPORTATION

N764.12

OCTOBER 2020



BUS JOURNEY
WITHIN CITY,
PER DROP
CONSTANT ROUTE

N400.62



BUS JOURNEY
INTERCITY,
STATE ROUTE,
CHARGE PER PERSON

N3073.41



AIR FARE CHARGE
FOR SPECIFIED
ROUTES SINGLE
JOURNEY

N38200.00



JOURNEY BY
MOTORCYCLE
(OKADA)
PER DROP

N340.10



WATER TRANSPORT:
WATER WAY
PASSENGER
TRANSPORTATION

N725.25

YoY % & MoM %



BUS JOURNEY
WITHIN CITY,
PER DROP
CONSTANT ROUTE

YoY % = 63.46
MoM % = 2.00



BUS JOURNEY
INTERCITY,
STATE ROUTE,
CHARGE PER PERSON

YoY % = 35.39
MoM % = 0.88



AIR FARE CHARGE
FOR SPECIFIED
ROUTES SINGLE
JOURNEY

YoY % = 14.80
MoM % = 0.52



JOURNEY BY
MOTORCYCLE
(OKADA)
PER DROP

YoY % = 95.59
MoM % = 2.94



WATER TRANSPORT:
WATER WAY
PASSENGER
TRANSPORTATION

YoY % = 57.55
MoM % = 5.36

TRANSPORT FARE WATCH - NOVEMBER 2020

Average Transport Fare by Categories -Nasarawa State



NOVEMBER 2020



BUS JOURNEY
WITHIN CITY,
PER DROP
CONSTANT ROUTE

N438.45



BUS JOURNEY
INTERCITY,
STATE ROUTE,
CHARGE PER PERSON

N2200.00



AIR FARE CHARGE
FOR SPECIFIED
ROUTES SINGLE
JOURNEY

N35400.00



JOURNEY BY
MOTORCYCLE
(OKADA)
PER DROP

N210.35



WATER TRANSPORT:
WATER WAY
PASSENGER
TRANSPORTATION

N600.12

OCTOBER 2020



BUS JOURNEY
WITHIN CITY,
PER DROP
CONSTANT ROUTE

N422.16



BUS JOURNEY
INTERCITY,
STATE ROUTE,
CHARGE PER PERSON

N2172.30



AIR FARE CHARGE
FOR SPECIFIED
ROUTES SINGLE
JOURNEY

N35200.00



JOURNEY BY
MOTORCYCLE
(OKADA)
PER DROP

N202.35



WATER TRANSPORT:
WATER WAY
PASSENGER
TRANSPORTATION

N600.45

YoY % & MoM %



BUS JOURNEY
WITHIN CITY,
PER DROP
CONSTANT ROUTE

YoY % = 77.51
MoM % = 3.86



BUS JOURNEY
INTERCITY,
STATE ROUTE,
CHARGE PER PERSON

YoY % = 44.74
MoM % = 1.28



AIR FARE CHARGE
FOR SPECIFIED
ROUTES SINGLE
JOURNEY

YoY % = 39.64
MoM % = 0.57



JOURNEY BY
MOTORCYCLE
(OKADA)
PER DROP

YoY % = 50.25
MoM % = 3.95



WATER TRANSPORT:
WATER WAY
PASSENGER
TRANSPORTATION

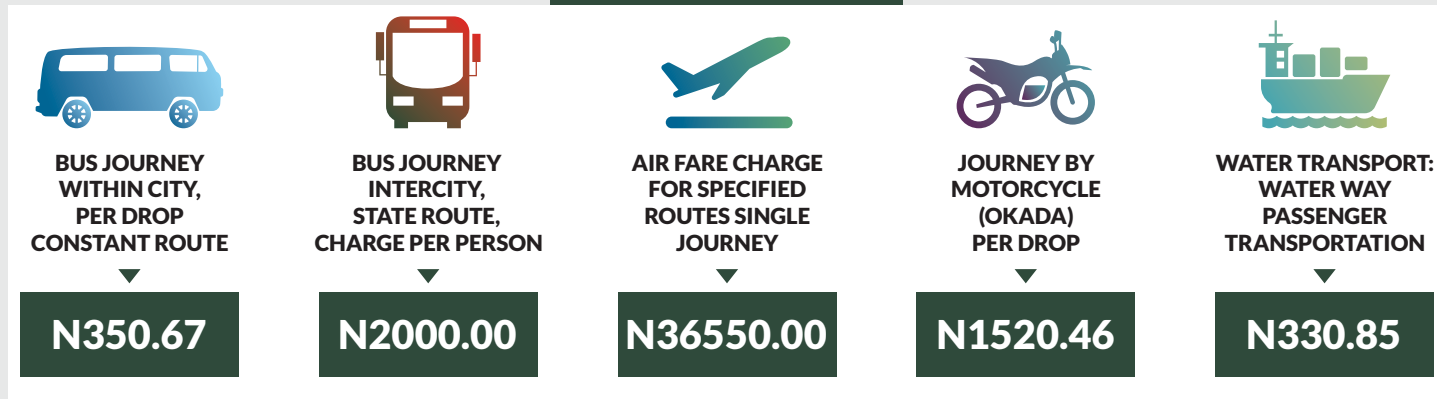
YoY % = 52.31
MoM % = -0.05

TRANSPORT FARE WATCH - NOVEMBER 2020

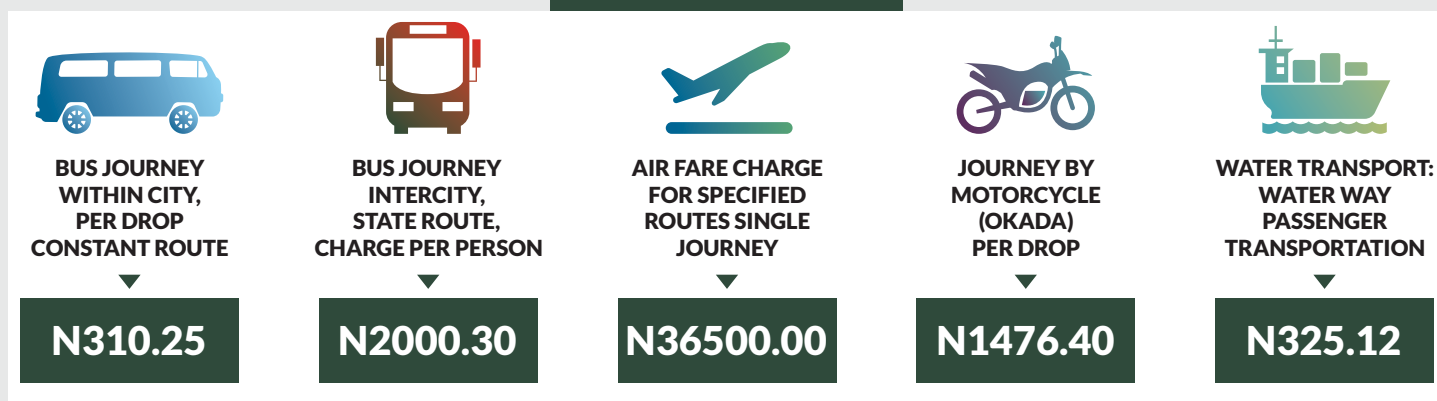
Average Transport Fare by Categories -Niger State



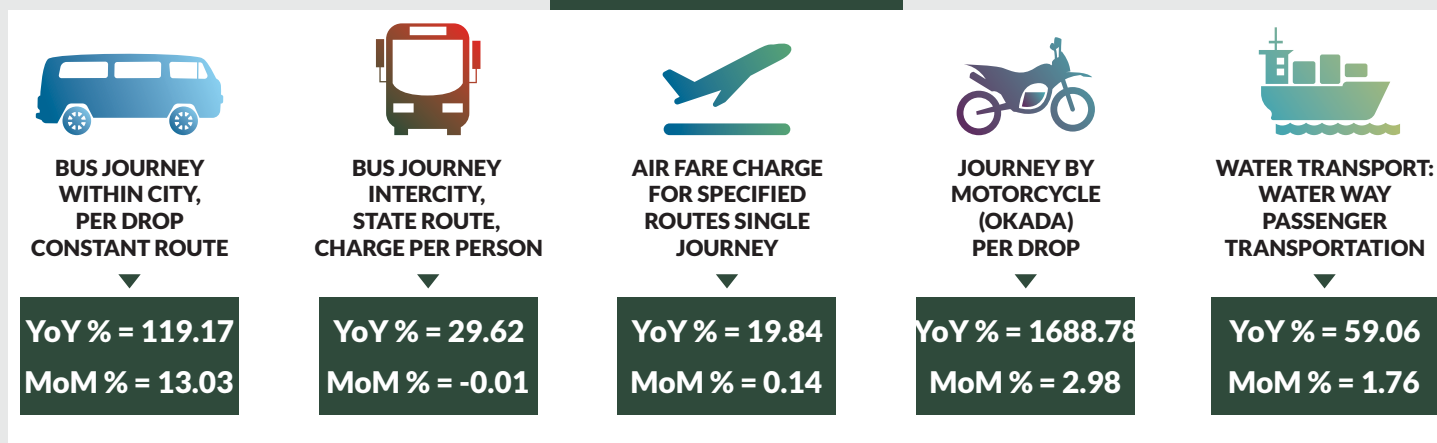
NOVEMBER 2020



OCTOBER 2020



YoY % & MoM %



TRANSPORT FARE WATCH - NOVEMBER 2020

Average Transport Fare by Categories -Ogun State



NOVEMBER 2020



BUS JOURNEY
WITHIN CITY,
PER DROP
CONSTANT ROUTE

N346.80



BUS JOURNEY
INTERCITY,
STATE ROUTE,
CHARGE PER PERSON

N2000.50



AIR FARE CHARGE
FOR SPECIFIED
ROUTES SINGLE
JOURNEY

N35600.00



JOURNEY BY
MOTORCYCLE
(OKADA)
PER DROP

N170.90



WATER TRANSPORT:
WATER WAY
PASSENGER
TRANSPORTATION

N989.40

OCTOBER 2020



BUS JOURNEY
WITHIN CITY,
PER DROP
CONSTANT ROUTE

N339.57



BUS JOURNEY
INTERCITY,
STATE ROUTE,
CHARGE PER PERSON

N1904.60



AIR FARE CHARGE
FOR SPECIFIED
ROUTES SINGLE
JOURNEY

N35500.00



JOURNEY BY
MOTORCYCLE
(OKADA)
PER DROP

N165.12



WATER TRANSPORT:
WATER WAY
PASSENGER
TRANSPORTATION

N986.00

YoY % & MoM %



BUS JOURNEY
WITHIN CITY,
PER DROP
CONSTANT ROUTE

YoY % = 110.18
MoM % = 2.13



BUS JOURNEY
INTERCITY,
STATE ROUTE,
CHARGE PER PERSON

YoY % = 72.75
MoM % = 5.04



AIR FARE CHARGE
FOR SPECIFIED
ROUTES SINGLE
JOURNEY

YoY % = 16.15
MoM % = 0.28



JOURNEY BY
MOTORCYCLE
(OKADA)
PER DROP

YoY % = -12.81
MoM % = 3.50



WATER TRANSPORT:
WATER WAY
PASSENGER
TRANSPORTATION

YoY % = 20.66
MoM % = 0.34

TRANSPORT FARE WATCH - NOVEMBER 2020

Average Transport Fare by Categories -Ondo State



NOVEMBER 2020



BUS JOURNEY
WITHIN CITY,
PER DROP
CONSTANT ROUTE

N360.40



BUS JOURNEY
INTERCITY,
STATE ROUTE,
CHARGE PER PERSON

N2500.00



AIR FARE CHARGE
FOR SPECIFIED
ROUTES SINGLE
JOURNEY

N35200.00



JOURNEY BY
MOTORCYCLE
(OKADA)
PER DROP

N345.20



WATER TRANSPORT:
WATER WAY
PASSENGER
TRANSPORTATION

N800.30

OCTOBER 2020



BUS JOURNEY
WITHIN CITY,
PER DROP
CONSTANT ROUTE

N325.66



BUS JOURNEY
INTERCITY,
STATE ROUTE,
CHARGE PER PERSON

N2430.10



AIR FARE CHARGE
FOR SPECIFIED
ROUTES SINGLE
JOURNEY

N35000.00



JOURNEY BY
MOTORCYCLE
(OKADA)
PER DROP

N330.21



WATER TRANSPORT:
WATER WAY
PASSENGER
TRANSPORTATION

N789.00

YoY % & MoM %



BUS JOURNEY
WITHIN CITY,
PER DROP
CONSTANT ROUTE

YoY % = 105.94
MoM % = 10.67



BUS JOURNEY
INTERCITY,
STATE ROUTE,
CHARGE PER PERSON

YoY % = 35.14
MoM % = 2.88



AIR FARE CHARGE
FOR SPECIFIED
ROUTES SINGLE
JOURNEY

YoY % = 8.54
MoM % = 0.57



JOURNEY BY
MOTORCYCLE
(OKADA)
PER DROP

YoY % = 86.59
MoM % = 4.54



WATER TRANSPORT:
WATER WAY
PASSENGER
TRANSPORTATION

YoY % = 23.12
MoM % = 1.43

TRANSPORT FARE WATCH - NOVEMBER 2020

Average Transport Fare by Categories -Osun State



NOVEMBER 2020



BUS JOURNEY
WITHIN CITY,
PER DROP
CONSTANT ROUTE

N289.47



BUS JOURNEY
INTERCITY,
STATE ROUTE,
CHARGE PER PERSON

N1899.77



AIR FARE CHARGE
FOR SPECIFIED
ROUTES SINGLE
JOURNEY

N35200.00



JOURNEY BY
MOTORCYCLE
(OKADA)
PER DROP

N280.12



WATER TRANSPORT:
WATER WAY
PASSENGER
TRANSPORTATION

N605.55

OCTOBER 2020



BUS JOURNEY
WITHIN CITY,
PER DROP
CONSTANT ROUTE

N275.64



BUS JOURNEY
INTERCITY,
STATE ROUTE,
CHARGE PER PERSON

N1871.44



AIR FARE CHARGE
FOR SPECIFIED
ROUTES SINGLE
JOURNEY

N35000.00



JOURNEY BY
MOTORCYCLE
(OKADA)
PER DROP

N257.82



WATER TRANSPORT:
WATER WAY
PASSENGER
TRANSPORTATION

N595.33

YoY % & MoM %



BUS JOURNEY
WITHIN CITY,
PER DROP
CONSTANT ROUTE

YoY % = 75.44
MoM % = 5.02



BUS JOURNEY
INTERCITY,
STATE ROUTE,
CHARGE PER PERSON

YoY % = 64.06
MoM % = 1.51



AIR FARE CHARGE
FOR SPECIFIED
ROUTES SINGLE
JOURNEY

YoY % = 39.41
MoM % = 0.57



JOURNEY BY
MOTORCYCLE
(OKADA)
PER DROP

YoY % = 68.75
MoM % = 8.65



WATER TRANSPORT:
WATER WAY
PASSENGER
TRANSPORTATION

YoY % = 32.22
MoM % = 1.72

TRANSPORT FARE WATCH - NOVEMBER 2020

Average Transport Fare by Categories -Oyo State



NOVEMBER 2020



BUS JOURNEY
WITHIN CITY,
PER DROP
CONSTANT ROUTE

N370.29



BUS JOURNEY
INTERCITY,
STATE ROUTE,
CHARGE PER PERSON

N2387.16



AIR FARE CHARGE
FOR SPECIFIED
ROUTES SINGLE
JOURNEY

N35270.40



JOURNEY BY
MOTORCYCLE
(OKADA)
PER DROP

N220.00



WATER TRANSPORT:
WATER WAY
PASSENGER
TRANSPORTATION

N595.55

OCTOBER 2020



BUS JOURNEY
WITHIN CITY,
PER DROP
CONSTANT ROUTE

N350.11



BUS JOURNEY
INTERCITY,
STATE ROUTE,
CHARGE PER PERSON

N2355.34



AIR FARE CHARGE
FOR SPECIFIED
ROUTES SINGLE
JOURNEY

N35150.00



JOURNEY BY
MOTORCYCLE
(OKADA)
PER DROP

N200.55



WATER TRANSPORT:
WATER WAY
PASSENGER
TRANSPORTATION

N600.00

YoY % & MoM %



BUS JOURNEY
WITHIN CITY,
PER DROP
CONSTANT ROUTE

YoY % = 98.02
MoM % = 5.76



BUS JOURNEY
INTERCITY,
STATE ROUTE,
CHARGE PER PERSON

YoY % = 52.15
MoM % = 1.35



AIR FARE CHARGE
FOR SPECIFIED
ROUTES SINGLE
JOURNEY

YoY % = 39.19
MoM % = 0.34



JOURNEY BY
MOTORCYCLE
(OKADA)
PER DROP

YoY % = 178.48
MoM % = 9.70



WATER TRANSPORT:
WATER WAY
PASSENGER
TRANSPORTATION

YoY % = 29.47
MoM % = -0.74

TRANSPORT FARE WATCH - NOVEMBER 2020

Average Transport Fare by Categories -Plateau State



NOVEMBER 2020



BUS JOURNEY
WITHIN CITY,
PER DROP
CONSTANT ROUTE

N388.49



BUS JOURNEY
INTERCITY,
STATE ROUTE,
CHARGE PER PERSON

N3025.81



AIR FARE CHARGE
FOR SPECIFIED
ROUTES SINGLE
JOURNEY

N36450.00



JOURNEY BY
MOTORCYCLE
(OKADA)
PER DROP

N273.40



WATER TRANSPORT:
WATER WAY
PASSENGER
TRANSPORTATION

N600.00

OCTOBER 2020



BUS JOURNEY
WITHIN CITY,
PER DROP
CONSTANT ROUTE

N378.20



BUS JOURNEY
INTERCITY,
STATE ROUTE,
CHARGE PER PERSON

N3005.23



AIR FARE CHARGE
FOR SPECIFIED
ROUTES SINGLE
JOURNEY

N36250.00



JOURNEY BY
MOTORCYCLE
(OKADA)
PER DROP

N257.55



WATER TRANSPORT:
WATER WAY
PASSENGER
TRANSPORTATION

N586.20

YoY % & MoM %



BUS JOURNEY
WITHIN CITY,
PER DROP
CONSTANT ROUTE

YoY % = 104.47
MoM % = 2.72



BUS JOURNEY
INTERCITY,
STATE ROUTE,
CHARGE PER PERSON

YoY % = 33.71
MoM % = 0.68



AIR FARE CHARGE
FOR SPECIFIED
ROUTES SINGLE
JOURNEY

YoY % = 31.42
MoM % = 0.55



JOURNEY BY
MOTORCYCLE
(OKADA)
PER DROP

YoY % = 203.78
MoM % = 6.15



WATER TRANSPORT:
WATER WAY
PASSENGER
TRANSPORTATION

YoY % = 71.43
MoM % = 2.35

TRANSPORT FARE WATCH - NOVEMBER 2020

Average Transport Fare by Categories -Rivers State



NOVEMBER 2020



BUS JOURNEY
WITHIN CITY,
PER DROP
CONSTANT ROUTE

N230.74



BUS JOURNEY
INTERCITY,
STATE ROUTE,
CHARGE PER PERSON

N2000.00



AIR FARE CHARGE
FOR SPECIFIED
ROUTES SINGLE
JOURNEY

N38100.00



JOURNEY BY
MOTORCYCLE
(OKADA)
PER DROP

N355.00



WATER TRANSPORT:
WATER WAY
PASSENGER
TRANSPORTATION

N2185.10

OCTOBER 2020



BUS JOURNEY
WITHIN CITY,
PER DROP
CONSTANT ROUTE

N226.73



BUS JOURNEY
INTERCITY,
STATE ROUTE,
CHARGE PER PERSON

N1975.32



AIR FARE CHARGE
FOR SPECIFIED
ROUTES SINGLE
JOURNEY

N38240.00



JOURNEY BY
MOTORCYCLE
(OKADA)
PER DROP

N352.47



WATER TRANSPORT:
WATER WAY
PASSENGER
TRANSPORTATION

N2175.35

YoY % & MoM %



BUS JOURNEY
WITHIN CITY,
PER DROP
CONSTANT ROUTE

YoY % = 48.86
MoM % = 1.77



BUS JOURNEY
INTERCITY,
STATE ROUTE,
CHARGE PER PERSON

YoY % = 30.38
MoM % = 1.25



AIR FARE CHARGE
FOR SPECIFIED
ROUTES SINGLE
JOURNEY

YoY % = 8.09
MoM % = -0.37



JOURNEY BY
MOTORCYCLE
(OKADA)
PER DROP

YoY % = 61.36
MoM % = 0.72



WATER TRANSPORT:
WATER WAY
PASSENGER
TRANSPORTATION

YoY % = 21.66
MoM % = 0.45

TRANSPORT FARE WATCH - NOVEMBER 2020

Average Transport Fare by Categories -Sokoto State



NOVEMBER 2020



BUS JOURNEY
WITHIN CITY,
PER DROP
CONSTANT ROUTE

N250.06



BUS JOURNEY
INTERCITY,
STATE ROUTE,
CHARGE PER PERSON

N3100.00



AIR FARE CHARGE
FOR SPECIFIED
ROUTES SINGLE
JOURNEY

N33200.00



JOURNEY BY
MOTORCYCLE
(OKADA)
PER DROP

N160.25



WATER TRANSPORT:
WATER WAY
PASSENGER
TRANSPORTATION

N600.00

OCTOBER 2020



BUS JOURNEY
WITHIN CITY,
PER DROP
CONSTANT ROUTE

N239.28



BUS JOURNEY
INTERCITY,
STATE ROUTE,
CHARGE PER PERSON

N3055.12



AIR FARE CHARGE
FOR SPECIFIED
ROUTES SINGLE
JOURNEY

N33250.00



JOURNEY BY
MOTORCYCLE
(OKADA)
PER DROP

N158.45



WATER TRANSPORT:
WATER WAY
PASSENGER
TRANSPORTATION

N578.14

YoY % & MoM %



BUS JOURNEY
WITHIN CITY,
PER DROP
CONSTANT ROUTE

YoY % = 79.90
MoM % = 4.51



BUS JOURNEY
INTERCITY,
STATE ROUTE,
CHARGE PER PERSON

YoY % = 63.67
MoM % = 1.47



AIR FARE CHARGE
FOR SPECIFIED
ROUTES SINGLE
JOURNEY

YoY % = 31.38
MoM % = -0.15



JOURNEY BY
MOTORCYCLE
(OKADA)
PER DROP

YoY % = 78.06
MoM % = 1.14



WATER TRANSPORT:
WATER WAY
PASSENGER
TRANSPORTATION

YoY % = 39.53
MoM % = 3.78

TRANSPORT FARE WATCH - NOVEMBER 2020

Average Transport Fare by Categories -Taraba State



NOVEMBER 2020



BUS JOURNEY
WITHIN CITY,
PER DROP
CONSTANT ROUTE

N350.47



BUS JOURNEY
INTERCITY,
STATE ROUTE,
CHARGE PER PERSON

N2196.23



AIR FARE CHARGE
FOR SPECIFIED
ROUTES SINGLE
JOURNEY

N35250.00



JOURNEY BY
MOTORCYCLE
(OKADA)
PER DROP

N360.40



WATER TRANSPORT:
WATER WAY
PASSENGER
TRANSPORTATION

N328.25

OCTOBER 2020



BUS JOURNEY
WITHIN CITY,
PER DROP
CONSTANT ROUTE

N355.23



BUS JOURNEY
INTERCITY,
STATE ROUTE,
CHARGE PER PERSON

N2171.65



AIR FARE CHARGE
FOR SPECIFIED
ROUTES SINGLE
JOURNEY

N35000.00



JOURNEY BY
MOTORCYCLE
(OKADA)
PER DROP

N328.94



WATER TRANSPORT:
WATER WAY
PASSENGER
TRANSPORTATION

N346.20

YoY % & MoM %



BUS JOURNEY
WITHIN CITY,
PER DROP
CONSTANT ROUTE

YoY % = 52.38
MoM % = -1.34



BUS JOURNEY
INTERCITY,
STATE ROUTE,
CHARGE PER PERSON

YoY % = 25.14
MoM % = 1.13



AIR FARE CHARGE
FOR SPECIFIED
ROUTES SINGLE
JOURNEY

YoY % = 34.29
MoM % = 0.71



JOURNEY BY
MOTORCYCLE
(OKADA)
PER DROP

YoY % = 96.94
MoM % = 9.56



WATER TRANSPORT:
WATER WAY
PASSENGER
TRANSPORTATION

YoY % = -4.30
MoM % = -5.18

TRANSPORT FARE WATCH - NOVEMBER 2020

Average Transport Fare by Categories -Yobe State



NOVEMBER 2020



BUS JOURNEY
WITHIN CITY,
PER DROP
CONSTANT ROUTE

N320.91



BUS JOURNEY
INTERCITY,
STATE ROUTE,
CHARGE PER PERSON

N1900.00



AIR FARE CHARGE
FOR SPECIFIED
ROUTES SINGLE
JOURNEY

N37000.00



JOURNEY BY
MOTORCYCLE
(OKADA)
PER DROP

N347.12



WATER TRANSPORT:
WATER WAY
PASSENGER
TRANSPORTATION

N485.26

OCTOBER 2020



BUS JOURNEY
WITHIN CITY,
PER DROP
CONSTANT ROUTE

N315.47



BUS JOURNEY
INTERCITY,
STATE ROUTE,
CHARGE PER PERSON

N1876.55



AIR FARE CHARGE
FOR SPECIFIED
ROUTES SINGLE
JOURNEY

N37000.00



JOURNEY BY
MOTORCYCLE
(OKADA)
PER DROP

N335.20



WATER TRANSPORT:
WATER WAY
PASSENGER
TRANSPORTATION

N467.85

YoY % & MoM %



BUS JOURNEY
WITHIN CITY,
PER DROP
CONSTANT ROUTE

YoY % = 105.71
MoM % = 1.72



BUS JOURNEY
INTERCITY,
STATE ROUTE,
CHARGE PER PERSON

YoY % = 54.47
MoM % = 1.25



AIR FARE CHARGE
FOR SPECIFIED
ROUTES SINGLE
JOURNEY

YoY % = 22.29
MoM % = 0.00



JOURNEY BY
MOTORCYCLE
(OKADA)
PER DROP

YoY % = 116.95
MoM % = 3.56



WATER TRANSPORT:
WATER WAY
PASSENGER
TRANSPORTATION

YoY % = 34.79
MoM % = 3.72

TRANSPORT FARE WATCH - NOVEMBER 2020

Average Transport Fare by Categories -Zamfara State



NOVEMBER 2020



BUS JOURNEY
WITHIN CITY,
PER DROP
CONSTANT ROUTE

N595.22



BUS JOURNEY
INTERCITY,
STATE ROUTE,
CHARGE PER PERSON

N1790.10



AIR FARE CHARGE
FOR SPECIFIED
ROUTES SINGLE
JOURNEY

N36200.00



JOURNEY BY
MOTORCYCLE
(OKADA)
PER DROP

N185.64



WATER TRANSPORT:
WATER WAY
PASSENGER
TRANSPORTATION

N500.00

OCTOBER 2020



BUS JOURNEY
WITHIN CITY,
PER DROP
CONSTANT ROUTE

N585.34



BUS JOURNEY
INTERCITY,
STATE ROUTE,
CHARGE PER PERSON

N1764.25



AIR FARE CHARGE
FOR SPECIFIED
ROUTES SINGLE
JOURNEY

N36250.00



JOURNEY BY
MOTORCYCLE
(OKADA)
PER DROP

N182.10



WATER TRANSPORT:
WATER WAY
PASSENGER
TRANSPORTATION

N495.21

YoY % & MoM %



BUS JOURNEY
WITHIN CITY,
PER DROP
CONSTANT ROUTE

YoY % = 81.47
MoM % = 1.69



BUS JOURNEY
INTERCITY,
STATE ROUTE,
CHARGE PER PERSON

YoY % = 49.18
MoM % = 1.47



AIR FARE CHARGE
FOR SPECIFIED
ROUTES SINGLE
JOURNEY

YoY % = 11.90
MoM % = -0.14



JOURNEY BY
MOTORCYCLE
(OKADA)
PER DROP

YoY % = 147.52
MoM % = 1.94



WATER TRANSPORT:
WATER WAY
PASSENGER
TRANSPORTATION

YoY % = 55.28
MoM % = 0.97

METHODOLOGY

Field work is done solely by over 700 NBS Staff in all States of the federation supported by supervisors who are monitored by internal and external observers.

Prices are collected across all the 774 local governments across all States and the FCT from over 10,000 respondents and locations and reflect actual prices households state they actually bought those fuels together with the prices reportedly sold by the fuel suppliers.

The average of all these prices is then reported for each state and the average for the country is the average for the state.

NBS audit team subsequently conducts randomly selected verification of prices recorded.

Acknowledgements

We acknowledge our technical partners, Proshare in the design, concept and production of this publication.





Contact Us

 @nigerianstat

 NBSNigeria

 www.nigerianstat.gov.ng

 **Head Office Address**
Plot 762, Independence Avenue, Central
Business District, FCT, Abuja Nigeria.

 +234 803 386 5388

 feedback@nigerianstat.gov.ng