NATIONAL BUREAU OF STATISTICS

Transport Fare Watch

(DECEMBER 2020)

Report Date: January 2021

Data Source: National Bureau of Statistics (NBS)

CONTENTS

Executive Summary 1

Average Transport Fare Across States

-States Bus Journey Within City, Per Drop Constant Route 2

-States Bus Journey Intercity, State Route, Charge per person 3

-Air Fare Charge for Specified Routes Single Journey 4

-Journey by Motorcycle (Okada) Per Drop 5

-Waterway Passenger Transport 6

Average Transport Fare by Categories - All States

Abia 7
Abuja 8
Adamawa 9
Akwa Ibom 10
Anambra 11
Bauchi 12
Bayelsa 13
Benue 14
Borno 15
Cross River 16
Delta 17
Ebonyi 18
Edo 19
Ekiti 20
Enugu 21
Gombe 22
Imo 23
Jigawa 24
Kaduna 25
Kano 26
Katsina 27
Kebbi 28
Kogi 29
Kwara 30
Lagos 31
Nassarawa 32
Niger 33
Ogun 34
Ondo 35
Osun 36
Oyo 37
Plateau 38
Rivers 39
Sokoto 40
Taraba 41
Yobe 42
Zamfara 43

Methodology 44

Acknowledgment and Contact 45

EXECUTIVE SUMMARY

The Transport Fare Watch report for December 2020 covers the following categories namely bus journey within the city per drop constant route; bus journey intercity, state route, the charge per person; airfare charge for specified routes single journey; journey by motorcycle (Okada) per drop; and waterway passenger transport.

Average fare paid by commuters for bus journey within the city increased by 6.18% month-on-month and by 78.50% year-on-year to N354.49 in December 2020 from N333.86 in November 2020. States with the highest bus journey fare within city were Zamfara (N600.50), Bauchi (N526.30), and Cross River (N458.07) while States with lowest bus journey fare within city were Abia (N200.50), Anambra (N242.23), and Borno (N243.12).

Average fare paid by commuters for bus journey intercity increased by 4.98% month-on-month and by 41.14% year-on-year to N2,532.19 in December 2020 from N2,240.66 in November 2020. States with highest bus journey fare intercity were Abuja FCT (N4,415.73), Sokoto (N3,255.20), and Lagos (N3,250.60) while States with lowest bus journey fare within city were Bayelsa (N1,550.73), Bauchi (N1,600.70), and Akwa Ibom (N1,700.54).

Average fare paid by air passengers for specified routes single journey increased by 0.42% month-on-month and by 18.54% year-on-year to N36,454.59 in December 2020 from N36,301.74 in November 2020. States with highest air fare were Anambra (N38,700.00), Lagos (N38,550.00), Cross River (N38,500.00) while States with lowest air fare were Akwa Ibom (N32,600.00), Sokoto (N33,500.00), and Gombe (N34,750.00).

Average fare paid by commuters for journey by motorcycle per drop increased by 6.14% month-on-month and by 124.73% year-on-year to N293.36 in December 2020 from N276.38 in November 2020. States with highest journey fare by motorcycle per drop were Niger (N1,575.70), Yobe (N397.45) and Imo (N397.42) while states with lowest journey fare by motorcycle per drop were Adamawa (N80.40), Katsina (N130.25) and Kebbi (N146.25).

Average fare paid by passengers for water way passenger transport increased by 0.19% month-on-month and by 33.56% year-on-year to N758.27 in December 2020 from N756.84 in November 2020. States with highest fare by water way passenger transport were Delta (N2,300.35), Bayelsa (N2,240.00) and Rivers (N2,200.00) while states with lowest fare by water way passenger transport were Borno (N240.73), Gombe (N293.24) and Kebbi (N349.64).

TRANSPORT FARE WATCH - DECEMBER 2020

Average Transport Fare Across States
-Bus Journey Within City , Per Drop Constant Route

YoY = 78.50%

N198.59

DECEMBER 2019 Average

AVERAGE

N354.49

MoM = 6.18%

N333.86

NOVEMBER 2020 Average

STATES WITH THE HIGHEST AVERAGE PRICES IN DECEMBER 2020

	Dec - 20	YoY %	MoM %
ZAMFARA	N600.50	79.79%	0.89%
BAUCHI	N526.30	378.45%	3.06%
CROSS RIVER	N458.07	47.76%	7.68%

STATES WITH THE LOWEST AVERAGE PRICES IN DECEMBER 2020

	Dec - 20	YoY %	MoM %
ABIA	N200.50	34.56%	2.69%
ANAMBRA	N242.23	67.06%	5.25%
BORNO	N243.12	45.58%	14.03%

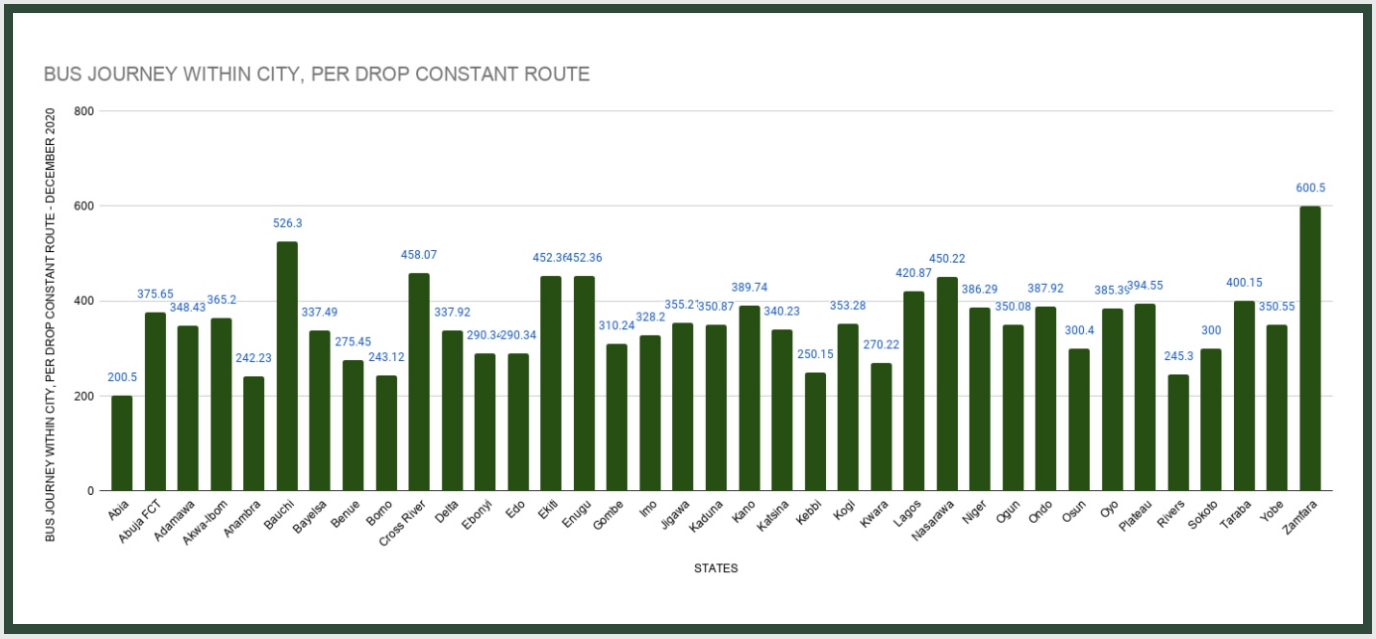

TRANSPORT FARE WATCH - DECEMBER 2020

Average Transport Fare Across States
-Bus Journey Intercity, State Route, Charge Per Person

YoY = 41.14%

N1666.57

DECEMBER 2019 Average

AVERAGE

N2532.19

MoM = 4.98%

N2240.66

NOVEMBER 2020 Average

STATES WITH THE HIGHEST AVERAGE PRICES IN DECEMBER 2020

	Dec - 20	YoY %	MoM %
ABUJA FCT	N4415.73	5.14%	0.81%
SOKOTO	N3255.20	71.33%	5.01%
LAGOS	N3250.60	41.45%	4.84%

STATES WITH THE LOWEST AVERAGE PRICES IN DECEMBER 2020

	Dec - 20	YoY %	MoM %
BAYELSA	N1550.73	55.07%	3.38%
BAUCHI	N1600.70	65.88%	0.23%
AKWA-IBOM	N1700.54	25.97%	1.26%

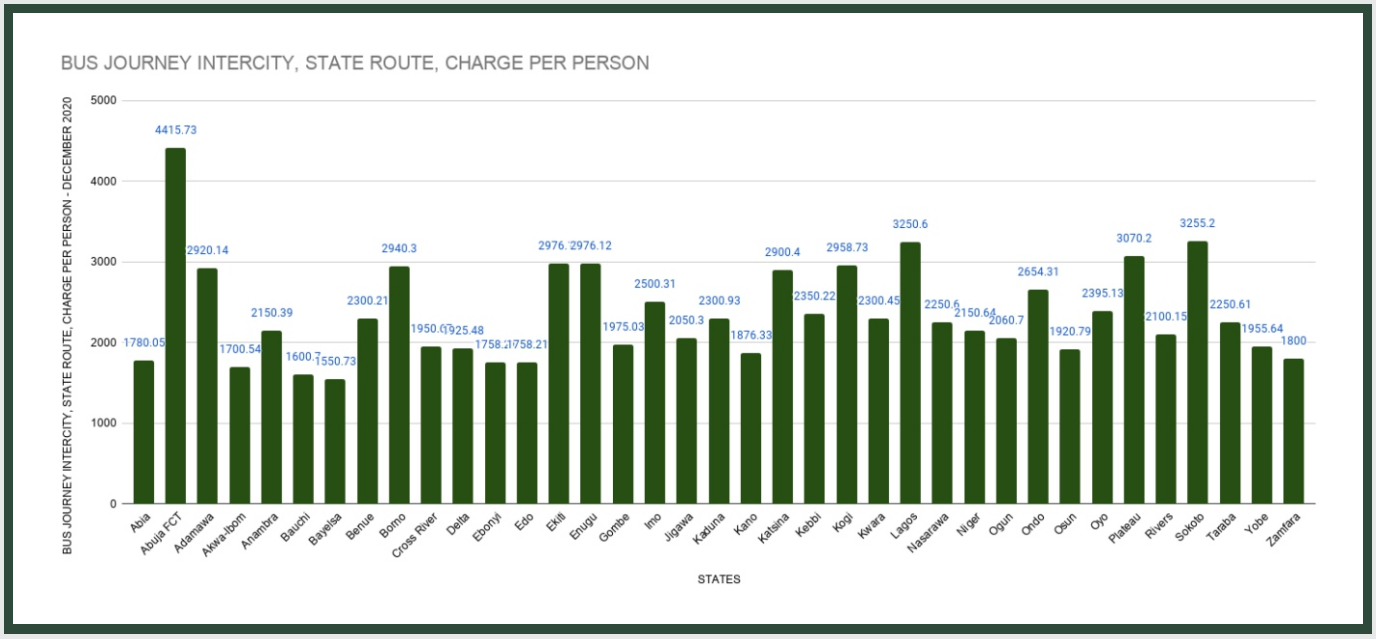

TRANSPORT FARE WATCH - DECEMBER 2020

Average Transport Fare Across States
-Air Fare Charge For Specified Routes Single Journey

YoY = 18.54%

N30,753.16

DECEMBER 2019 Average

AVERAGE

N36,454.59

MoM = 0.42%

N36,301.74

NOVEMBER 2020 Average

STATES WITH THE HIGHEST AVERAGE PRICES IN DECEMBER 2020

	Dec - 20	YoY%	MoM%
ANAMBRA	N38700.00	15.18%	0.52%
LAGOS	N38550.00	15.12%	0.39%
CROSS RIVER	N38500.00	21.45%	0.00%

STATES WITH THE LOWEST AVERAGE PRICES IN DECEMBER 2020

	Dec - 20	YoY%	MoM%
AKWA-IBOM	N32600.00	17.90%	0.31%
SOKOTO	N33500.00	32.41%	0.90%
GOMBE	N34750.00	31.63%	0.58%

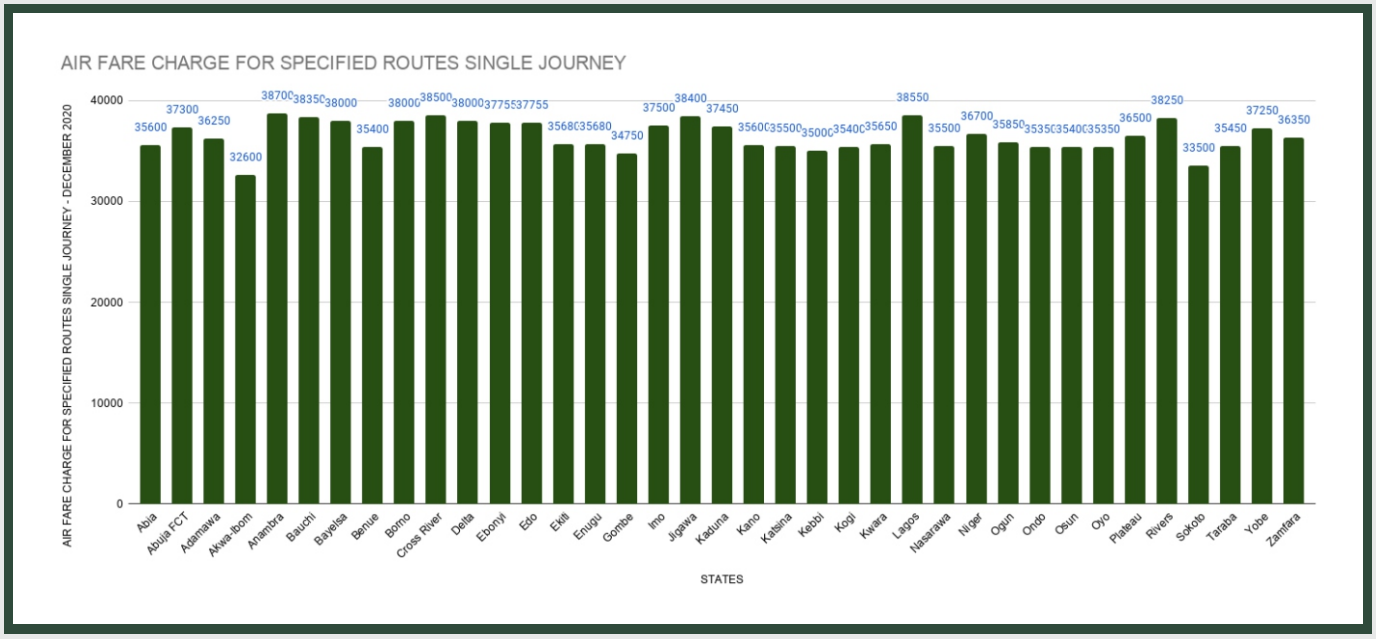

TRANSPORT FARE WATCH - DECEMBER 2020

Average Transport Fare Across States -Journey by Motorcycle (Okada) Per Drop

YoY = 124.73%

N130.54

DECEMBER 2019 Average

AVERAGE

N293.36

MoM = 6.14%

N276.38

NOVEMBER 2020 Average

STATES WITH THE HIGHEST AVERAGE PRICES IN DECEMBER 2020

	Dec - 20	YoY%	MoM%
NIGER	N1575.70	1650.78%	3.63%
YOBE	N397.45	122.04%	14.50%
IMO	N397.42	128.40%	13.50%

STATES WITH THE LOWEST AVERAGE PRICES IN DECEMBER 2020

	Dec - 20	YoY%	MoM%
ADAMAWA	N80.40	29.68%	5.80%
KATSINA	N130.25	91.54%	17.98%
KEBBI	N146.25	108.93%	4.26%

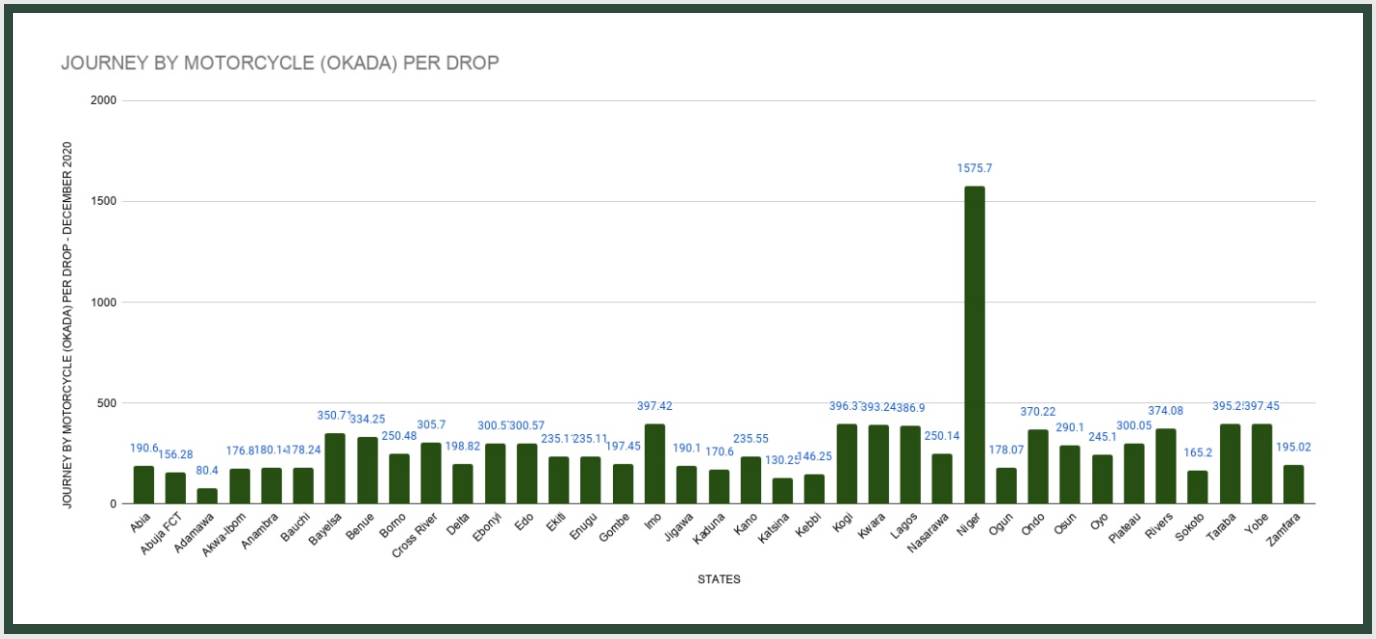

TRANSPORT FARE WATCH - DECEMBER 2020

Average Transport Fare Across States -Waterway Passenger Transport

YoY = 33.56%

N567.73

DECEMBER 2019 Average

AVERAGE

N758.27

MoM = 0.19%

N756.84

NOVEMBER 2020 Average

STATES WITH THE HIGHEST AVERAGE PRICES IN DECEMBER 2020

	Dec - 20	YoY%	MoM%
DELTA	N2300.35	21.71%	0.27%
BAYELSA	N2240.00	21.28%	1.10%
RIVERS	N2200.00	22.29%	0.68%

STATES WITH THE LOWEST AVERAGE PRICES IN DECEMBER 2020

	Dec - 20	YoY%	MoM%
BORNO	N240.73	78.32%	5.08%
GOMBE	N293.24	48.85%	4.69%
KEBBI	N349.64	53.35%	16.55%

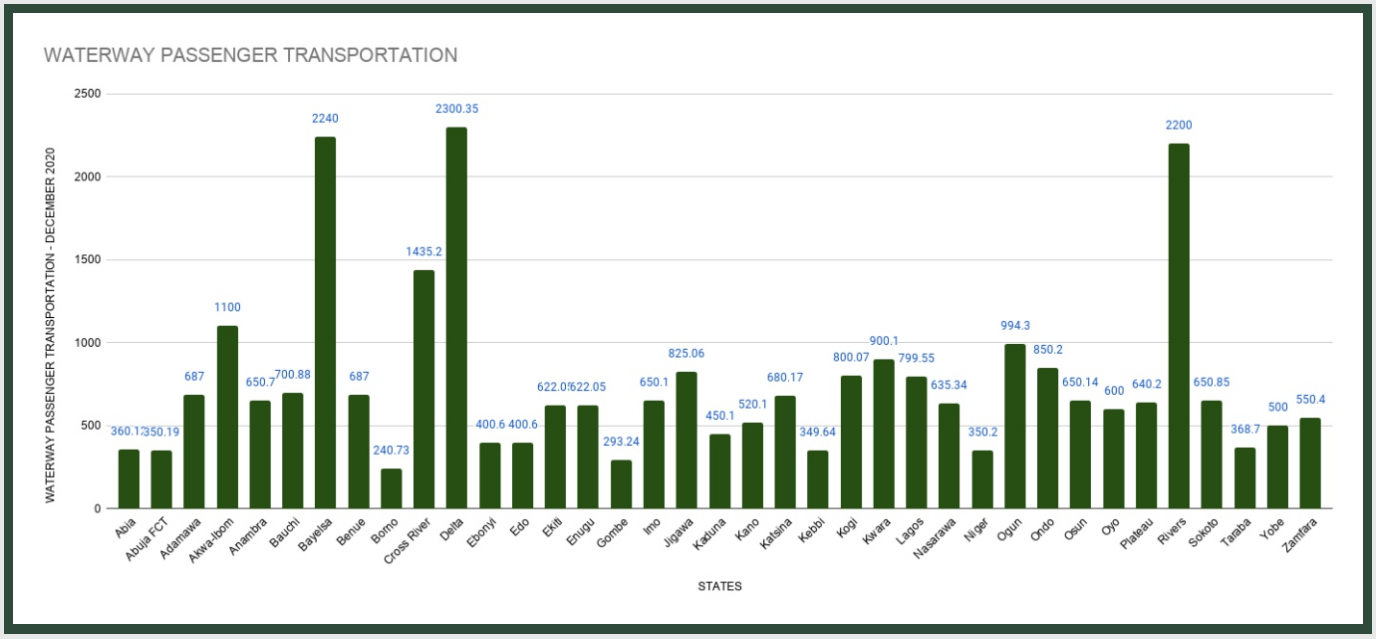

TRANSPORT FARE WATCH - DECEMBER 2020

Average Transport Fare by Categories -Abia State

DECEMBER 2020

BUS JOURNEY WITHIN CITY, PER DROP CONSTANT ROUTE	BUS JOURNEY INTERCITY, STATE ROUTE, CHARGE PER PERSON	AIR FARE CHARGE FOR SPECIFIED ROUTES SINGLE JOURNEY	JOURNEY BY MOTORCYCLE (OKADA) PER DROP	WATER TRANSPORT: WATER WAY PASSENGER TRANSPORTATION
N200.50	N1780.05	N35600.00	N190.60	N360.12

NOVEMBER 2020

BUS JOURNEY WITHIN CITY, PER DROP CONSTANT ROUTE	BUS JOURNEY INTERCITY, STATE ROUTE, CHARGE PER PERSON	AIR FARE CHARGE FOR SPECIFIED ROUTES SINGLE JOURNEY	JOURNEY BY MOTORCYCLE (OKADA) PER DROP	WATER TRANSPORT: WATER WAY PASSENGER TRANSPORTATION
N195.24	N1700.05	N35584.00	N180.20	N357.25

YoY % & MoM %

BUS JOURNEY WITHIN CITY, PER DROP CONSTANT ROUTE	BUS JOURNEY INTERCITY, STATE ROUTE, CHARGE PER PERSON	AIR FARE CHARGE FOR SPECIFIED ROUTES SINGLE JOURNEY	JOURNEY BY MOTORCYCLE (OKADA) PER DROP	WATER TRANSPORT: WATER WAY PASSENGER TRANSPORTATION
YoY % = 34.56 MoM % = 2.69	YoY % = 27.15 MoM % = 4.71	YoY % = 6.27 MoM % = 0.04	YoY % = 38.12 MoM % = 5.77	YoY % = 28.61 MoM % = 0.80

TRANSPORT FARE WATCH - DECEMBER 2020

Average Transport Fare by Categories -FCT Abuja

DECEMBER 2020

BUS JOURNEY WITHIN CITY, PER DROP CONSTANT ROUTE	BUS JOURNEY INTERCITY, STATE ROUTE, CHARGE PER PERSON	AIR FARE CHARGE FOR SPECIFIED ROUTES SINGLE JOURNEY	JOURNEY BY MOTORCYCLE (OKADA) PER DROP	WATER TRANSPORT: WATER WAY PASSENGER TRANSPORTATION
N375.65	N4415.73	N37300.00	N156.28	N350.19

NOVEMBER 2020

BUS JOURNEY WITHIN CITY, PER DROP CONSTANT ROUTE	BUS JOURNEY INTERCITY, STATE ROUTE, CHARGE PER PERSON	AIR FARE CHARGE FOR SPECIFIED ROUTES SINGLE JOURNEY	JOURNEY BY MOTORCYCLE (OKADA) PER DROP	WATER TRANSPORT: WATER WAY PASSENGER TRANSPORTATION
N359.97	N4380.40	N37000.00	N149.84	N340.83

YoY % & MoM %

BUS JOURNEY WITHIN CITY, PER DROP CONSTANT ROUTE	BUS JOURNEY INTERCITY, STATE ROUTE, CHARGE PER PERSON	AIR FARE CHARGE FOR SPECIFIED ROUTES SINGLE JOURNEY	JOURNEY BY MOTORCYCLE (OKADA) PER DROP	WATER TRANSPORT: WATER WAY PASSENGER TRANSPORTATION
YoY % = 25.22 MoM % = 4.36	YoY % = 5.14 MoM % = 0.81	YoY % = 11.49 MoM % = 0.81	YoY % = 56.28 MoM % = 4.30	YoY % = 52.92 MoM % = 2.75

TRANSPORT FARE WATCH - DECEMBER 2020

Average Transport Fare by Categories -Adamawa State

DECEMBER 2020

BUS JOURNEY WITHIN CITY, PER DROP CONSTANT ROUTE	BUS JOURNEY INTERCITY, STATE ROUTE, CHARGE PER PERSON	AIR FARE CHARGE FOR SPECIFIED ROUTES SINGLE JOURNEY	JOURNEY BY MOTORCYCLE (OKADA) PER DROP	WATER TRANSPORT: WATER WAY PASSENGER TRANSPORTATION
N348.43	N2920.14	N36250.00	N80.40	N687.00

NOVEMBER 2020

BUS JOURNEY WITHIN CITY, PER DROP CONSTANT ROUTE	BUS JOURNEY INTERCITY, STATE ROUTE, CHARGE PER PERSON	AIR FARE CHARGE FOR SPECIFIED ROUTES SINGLE JOURNEY	JOURNEY BY MOTORCYCLE (OKADA) PER DROP	WATER TRANSPORT: WATER WAY PASSENGER TRANSPORTATION
N340.30	N2876.10	N36100.00	N75.99	N680.10

YoY % & MoM %

BUS JOURNEY WITHIN CITY, PER DROP CONSTANT ROUTE	BUS JOURNEY INTERCITY, STATE ROUTE, CHARGE PER PERSON	AIR FARE CHARGE FOR SPECIFIED ROUTES SINGLE JOURNEY	JOURNEY BY MOTORCYCLE (OKADA) PER DROP	WATER TRANSPORT: WATER WAY PASSENGER TRANSPORTATION
YoY % = 51.49 MoM % = 2.39	YoY % = 14.70 MoM % = 1.53	YoY % = 7.89 MoM % = 0.42	YoY % = 29.68 MoM % = 5.80	YoY % = 43.42 MoM % = 1.01

TRANSPORT FARE WATCH - DECEMBER 2020

Average Transport Fare by Categories -Akwa Ibom State

DECEMBER 2020

BUS JOURNEY WITHIN CITY, PER DROP CONSTANT ROUTE	BUS JOURNEY INTERCITY, STATE ROUTE, CHARGE PER PERSON	AIR FARE CHARGE FOR SPECIFIED ROUTES SINGLE JOURNEY	JOURNEY BY MOTORCYCLE (OKADA) PER DROP	WATER TRANSPORT: WATER WAY PASSENGER TRANSPORTATION
N365.20	N1700.54	N32600.00	N176.80	N1100.00

NOVEMBER 2020

BUS JOURNEY WITHIN CITY, PER DROP CONSTANT ROUTE	BUS JOURNEY INTERCITY, STATE ROUTE, CHARGE PER PERSON	AIR FARE CHARGE FOR SPECIFIED ROUTES SINGLE JOURNEY	JOURNEY BY MOTORCYCLE (OKADA) PER DROP	WATER TRANSPORT: WATER WAY PASSENGER TRANSPORTATION
N350.28	N1679.30	N32500.00	N169.74	N1000.00

YoY % & MoM %

BUS JOURNEY WITHIN CITY, PER DROP CONSTANT ROUTE	BUS JOURNEY INTERCITY, STATE ROUTE, CHARGE PER PERSON	AIR FARE CHARGE FOR SPECIFIED ROUTES SINGLE JOURNEY	JOURNEY BY MOTORCYCLE (OKADA) PER DROP	WATER TRANSPORT: WATER WAY PASSENGER TRANSPORTATION
YoY % = 54.09 MoM % = 4.26	YoY % = 25.97 MoM % = 1.26	YoY % = 17.90 MoM % = 0.31	YoY % = 76.80 MoM % = 4.16	YoY % = 32.53 MoM % = 10.00

TRANSPORT FARE WATCH - DECEMBER 2020

Average Transport Fare by Categories -Anambra State

DECEMBER 2020

BUS JOURNEY WITHIN CITY, PER DROP CONSTANT ROUTE	BUS JOURNEY INTERCITY, STATE ROUTE, CHARGE PER PERSON	AIR FARE CHARGE FOR SPECIFIED ROUTES SINGLE JOURNEY	JOURNEY BY MOTORCYCLE (OKADA) PER DROP	WATER TRANSPORT: WATER WAY PASSENGER TRANSPORTATION
N242.23	N2150.39	N38700.00	N180.14	N650.70

NOVEMBER 2020

BUS JOURNEY WITHIN CITY, PER DROP CONSTANT ROUTE	BUS JOURNEY INTERCITY, STATE ROUTE, CHARGE PER PERSON	AIR FARE CHARGE FOR SPECIFIED ROUTES SINGLE JOURNEY	JOURNEY BY MOTORCYCLE (OKADA) PER DROP	WATER TRANSPORT: WATER WAY PASSENGER TRANSPORTATION
N230.15	N2000.00	N38500.00	N169.57	N600.25

YoY % & MoM %

BUS JOURNEY WITHIN CITY, PER DROP CONSTANT ROUTE	BUS JOURNEY INTERCITY, STATE ROUTE, CHARGE PER PERSON	AIR FARE CHARGE FOR SPECIFIED ROUTES SINGLE JOURNEY	JOURNEY BY MOTORCYCLE (OKADA) PER DROP	WATER TRANSPORT: WATER WAY PASSENGER TRANSPORTATION
YoY % = 67.06 MoM % = 5.25	YoY % = 47.49 MoM % = 7.52	YoY % = 15.18 MoM % = 0.52	YoY % = 71.56 MoM % = 6.23	YoY % = 65.15 MoM % = 8.40

TRANSPORT FARE WATCH - DECEMBER 2020

Average Transport Fare by Categories -Bauchi State

DECEMBER 2020

BUS JOURNEY WITHIN CITY, PER DROP CONSTANT ROUTE	BUS JOURNEY INTERCITY, STATE ROUTE, CHARGE PER PERSON	AIR FARE CHARGE FOR SPECIFIED ROUTES SINGLE JOURNEY	JOURNEY BY MOTORCYCLE (OKADA) PER DROP	WATER TRANSPORT: WATER WAY PASSENGER TRANSPORTATION
N526.30	N1600.70	N38350.00	N178.24	N700.88

NOVEMBER 2020

BUS JOURNEY WITHIN CITY, PER DROP CONSTANT ROUTE	BUS JOURNEY INTERCITY, STATE ROUTE, CHARGE PER PERSON	AIR FARE CHARGE FOR SPECIFIED ROUTES SINGLE JOURNEY	JOURNEY BY MOTORCYCLE (OKADA) PER DROP	WATER TRANSPORT: WATER WAY PASSENGER TRANSPORTATION
N510.65	N1597.10	N38200.00	N162.84	N685.10

YoY % & MoM %

BUS JOURNEY WITHIN CITY, PER DROP CONSTANT ROUTE	BUS JOURNEY INTERCITY, STATE ROUTE, CHARGE PER PERSON	AIR FARE CHARGE FOR SPECIFIED ROUTES SINGLE JOURNEY	JOURNEY BY MOTORCYCLE (OKADA) PER DROP	WATER TRANSPORT: WATER WAY PASSENGER TRANSPORTATION
YoY % = 378.45 MoM % = 3.06	YoY % = 65.88 MoM % = 0.23	YoY % = 18.36 MoM % = 0.39	YoY % = 87.62 MoM % = 9.46	YoY % = 61.87 MoM % = 2.30

TRANSPORT FARE WATCH - DECEMBER 2020

Average Transport Fare by Categories -Bayelsa State

DECEMBER 2020

BUS JOURNEY WITHIN CITY, PER DROP CONSTANT ROUTE	BUS JOURNEY INTERCITY, STATE ROUTE, CHARGE PER PERSON	AIR FARE CHARGE FOR SPECIFIED ROUTES SINGLE JOURNEY	JOURNEY BY MOTORCYCLE (OKADA) PER DROP	WATER TRANSPORT: WATER WAY PASSENGER TRANSPORTATION
N337.49	N1550.73	N38000.00	N350.71	N2240.00

NOVEMBER 2020

BUS JOURNEY WITHIN CITY, PER DROP CONSTANT ROUTE	BUS JOURNEY INTERCITY, STATE ROUTE, CHARGE PER PERSON	AIR FARE CHARGE FOR SPECIFIED ROUTES SINGLE JOURNEY	JOURNEY BY MOTORCYCLE (OKADA) PER DROP	WATER TRANSPORT: WATER WAY PASSENGER TRANSPORTATION
N310.70	N1500.10	N37900.00	N340.90	N2215.65

YoY % & MoM %

BUS JOURNEY WITHIN CITY, PER DROP CONSTANT ROUTE	BUS JOURNEY INTERCITY, STATE ROUTE, CHARGE PER PERSON	AIR FARE CHARGE FOR SPECIFIED ROUTES SINGLE JOURNEY	JOURNEY BY MOTORCYCLE (OKADA) PER DROP	WATER TRANSPORT: WATER WAY PASSENGER TRANSPORTATION
YoY % = 68.75 MoM % = 8.62	YoY % = 55.07 MoM % = 3.38	YoY % = 17.65 MoM % = 0.26	YoY % = 89.57 MoM % = 2.88	YoY % = 21.28 MoM % = 1.10

TRANSPORT FARE WATCH - DECEMBER 2020

Average Transport Fare by Categories -Benue State

DECEMBER 2020

BUS JOURNEY WITHIN CITY, PER DROP CONSTANT ROUTE	BUS JOURNEY INTERCITY, STATE ROUTE, CHARGE PER PERSON	AIR FARE CHARGE FOR SPECIFIED ROUTES SINGLE JOURNEY	JOURNEY BY MOTORCYCLE (OKADA) PER DROP	WATER TRANSPORT: WATER WAY PASSENGER TRANSPORTATION
N275.45	N2300.21	N35400.00	N334.25	N687.00

NOVEMBER 2020

BUS JOURNEY WITHIN CITY, PER DROP CONSTANT ROUTE	BUS JOURNEY INTERCITY, STATE ROUTE, CHARGE PER PERSON	AIR FARE CHARGE FOR SPECIFIED ROUTES SINGLE JOURNEY	JOURNEY BY MOTORCYCLE (OKADA) PER DROP	WATER TRANSPORT: WATER WAY PASSENGER TRANSPORTATION
N268.20	N2280.75	N35250.00	N300.00	N670.05

YoY % & MoM %

BUS JOURNEY WITHIN CITY, PER DROP CONSTANT ROUTE	BUS JOURNEY INTERCITY, STATE ROUTE, CHARGE PER PERSON	AIR FARE CHARGE FOR SPECIFIED ROUTES SINGLE JOURNEY	JOURNEY BY MOTORCYCLE (OKADA) PER DROP	WATER TRANSPORT: WATER WAY PASSENGER TRANSPORTATION
YoY % = 57.40	YoY % = 9.53	YoY % = 9.60	YoY % = 234.25	YoY % = 43.13
MoM % = 2.70	MoM % = 0.85	MoM % = 0.43	MoM % = 11.42	MoM % = 2.53

TRANSPORT FARE WATCH - DECEMBER 2020

Average Transport Fare by Categories -Borno State

DECEMBER 2020

BUS JOURNEY WITHIN CITY, PER DROP CONSTANT ROUTE	BUS JOURNEY INTERCITY, STATE ROUTE, CHARGE PER PERSON	AIR FARE CHARGE FOR SPECIFIED ROUTES SINGLE JOURNEY	JOURNEY BY MOTORCYCLE (OKADA) PER DROP	WATER TRANSPORT: WATER WAY PASSENGER TRANSPORTATION
N243.12	N2940.30	N38000.00	N250.48	N240.73

NOVEMBER 2020

BUS JOURNEY WITHIN CITY, PER DROP CONSTANT ROUTE	BUS JOURNEY INTERCITY, STATE ROUTE, CHARGE PER PERSON	AIR FARE CHARGE FOR SPECIFIED ROUTES SINGLE JOURNEY	JOURNEY BY MOTORCYCLE (OKADA) PER DROP	WATER TRANSPORT: WATER WAY PASSENGER TRANSPORTATION
N213.21	N2800.55	N37750.00	N200.00	N229.10

YoY % & MoM %

BUS JOURNEY WITHIN CITY, PER DROP CONSTANT ROUTE	BUS JOURNEY INTERCITY, STATE ROUTE, CHARGE PER PERSON	AIR FARE CHARGE FOR SPECIFIED ROUTES SINGLE JOURNEY	JOURNEY BY MOTORCYCLE (OKADA) PER DROP	WATER TRANSPORT: WATER WAY PASSENGER TRANSPORTATION
YoY % = 45.58 MoM % = 14.03	YoY % = 17.61 MoM % = 4.99	YoY % = 21.41 MoM % = 0.66	YoY % = 138.55 MoM % = 25.24	YoY % = 78.32 MoM % = 5.08

TRANSPORT FARE WATCH - DECEMBER 2020

Average Transport Fare by Categories -Cross river State

DECEMBER 2020

BUS JOURNEY WITHIN CITY, PER DROP CONSTANT ROUTE	BUS JOURNEY INTERCITY, STATE ROUTE, CHARGE PER PERSON	AIR FARE CHARGE FOR SPECIFIED ROUTES SINGLE JOURNEY	JOURNEY BY MOTORCYCLE (OKADA) PER DROP	WATER TRANSPORT: WATER WAY PASSENGER TRANSPORTATION
N458.07	N1950.67	N38500.00	N305.70	N1435.20

NOVEMBER 2020

BUS JOURNEY WITHIN CITY, PER DROP CONSTANT ROUTE	BUS JOURNEY INTERCITY, STATE ROUTE, CHARGE PER PERSON	AIR FARE CHARGE FOR SPECIFIED ROUTES SINGLE JOURNEY	JOURNEY BY MOTORCYCLE (OKADA) PER DROP	WATER TRANSPORT: WATER WAY PASSENGER TRANSPORTATION
N425.38	N1892.40	N38500.00	N299.37	N1355.10

YoY % & MoM %

BUS JOURNEY WITHIN CITY, PER DROP CONSTANT ROUTE	BUS JOURNEY INTERCITY, STATE ROUTE, CHARGE PER PERSON	AIR FARE CHARGE FOR SPECIFIED ROUTES SINGLE JOURNEY	JOURNEY BY MOTORCYCLE (OKADA) PER DROP	WATER TRANSPORT: WATER WAY PASSENGER TRANSPORTATION
YoY % = 47.76	YoY % = 41.35	YoY % = 21.45	YoY % = 119.93	YoY % = 51.07
MoM % = 7.68	MoM % = 3.08	MoM % = 0.00	MoM % = 2.11	MoM % = 5.91

TRANSPORT FARE WATCH - DECEMBER 2020

Average Transport Fare by Categories -Delta State

DECEMBER 2020

BUS JOURNEY WITHIN CITY, PER DROP CONSTANT ROUTE	BUS JOURNEY INTERCITY, STATE ROUTE, CHARGE PER PERSON	AIR FARE CHARGE FOR SPECIFIED ROUTES SINGLE JOURNEY	JOURNEY BY MOTORCYCLE (OKADA) PER DROP	WATER TRANSPORT: WATER WAY PASSENGER TRANSPORTATION
N337.92	N1925.48	N38000.00	N198.82	N2300.35

NOVEMBER 2020

BUS JOURNEY WITHIN CITY, PER DROP CONSTANT ROUTE	BUS JOURNEY INTERCITY, STATE ROUTE, CHARGE PER PERSON	AIR FARE CHARGE FOR SPECIFIED ROUTES SINGLE JOURNEY	JOURNEY BY MOTORCYCLE (OKADA) PER DROP	WATER TRANSPORT: WATER WAY PASSENGER TRANSPORTATION
N315.21	N1900.55	N38000.00	N190.17	N2294.23

YoY % & MoM %

BUS JOURNEY WITHIN CITY, PER DROP CONSTANT ROUTE	BUS JOURNEY INTERCITY, STATE ROUTE, CHARGE PER PERSON	AIR FARE CHARGE FOR SPECIFIED ROUTES SINGLE JOURNEY	JOURNEY BY MOTORCYCLE (OKADA) PER DROP	WATER TRANSPORT: WATER WAY PASSENGER TRANSPORTATION
YoY % = 106.05 MoM % = 7.20	YoY % = 55.66 MoM % = 1.31	YoY % = 16.03 MoM % = 0.00	YoY % = 131.19 MoM % = 4.55	YoY % = 21.71 MoM % = 0.27

TRANSPORT FARE WATCH - DECEMBER 2020

Average Transport Fare by Categories -Ebonyi State

DECEMBER 2020

BUS JOURNEY WITHIN CITY, PER DROP CONSTANT ROUTE	BUS JOURNEY INTERCITY, STATE ROUTE, CHARGE PER PERSON	AIR FARE CHARGE FOR SPECIFIED ROUTES SINGLE JOURNEY	JOURNEY BY MOTORCYCLE (OKADA) PER DROP	WATER TRANSPORT: WATER WAY PASSENGER TRANSPORTATION
N290.34	N1758.21	N37755.00	N300.57	N400.60

NOVEMBER 2020

BUS JOURNEY WITHIN CITY, PER DROP CONSTANT ROUTE	BUS JOURNEY INTERCITY, STATE ROUTE, CHARGE PER PERSON	AIR FARE CHARGE FOR SPECIFIED ROUTES SINGLE JOURNEY	JOURNEY BY MOTORCYCLE (OKADA) PER DROP	WATER TRANSPORT: WATER WAY PASSENGER TRANSPORTATION
N285.65	N1700.25	N37600.00	N286.14	N394.16

YoY % & MoM %

BUS JOURNEY WITHIN CITY, PER DROP CONSTANT ROUTE	BUS JOURNEY INTERCITY, STATE ROUTE, CHARGE PER PERSON	AIR FARE CHARGE FOR SPECIFIED ROUTES SINGLE JOURNEY	JOURNEY BY MOTORCYCLE (OKADA) PER DROP	WATER TRANSPORT: WATER WAY PASSENGER TRANSPORTATION
YoY % = 52.81	YoY % = 37.90	YoY % = 16.89	YoY % = 62.47	YoY % = 101.31
MoM % = 1.64	MoM % = 3.41	MoM % = 0.41	MoM % = 5.04	MoM % = 1.63

TRANSPORT FARE WATCH - DECEMBER 2020

Average Transport Fare by Categories -Edo State

DECEMBER 2020

BUS JOURNEY WITHIN CITY, PER DROP CONSTANT ROUTE	BUS JOURNEY INTERCITY, STATE ROUTE, CHARGE PER PERSON	AIR FARE CHARGE FOR SPECIFIED ROUTES SINGLE JOURNEY	JOURNEY BY MOTORCYCLE (OKADA) PER DROP	WATER TRANSPORT: WATER WAY PASSENGER TRANSPORTATION
N385.67	N1740.12	N37000.00	N376.25	N1300.60

NOVEMBER 2020

BUS JOURNEY WITHIN CITY, PER DROP CONSTANT ROUTE	BUS JOURNEY INTERCITY, STATE ROUTE, CHARGE PER PERSON	AIR FARE CHARGE FOR SPECIFIED ROUTES SINGLE JOURNEY	JOURNEY BY MOTORCYCLE (OKADA) PER DROP	WATER TRANSPORT: WATER WAY PASSENGER TRANSPORTATION
N367.10	N1645.50	N36000.00	N315.70	N1280.11

YoY % & MoM %

BUS JOURNEY WITHIN CITY, PER DROP CONSTANT ROUTE	BUS JOURNEY INTERCITY, STATE ROUTE, CHARGE PER PERSON	AIR FARE CHARGE FOR SPECIFIED ROUTES SINGLE JOURNEY	JOURNEY BY MOTORCYCLE (OKADA) PER DROP	WATER TRANSPORT: WATER WAY PASSENGER TRANSPORTATION
YoY % = 117.89 MoM % = 5.06	YoY % = 51.31 MoM % = 5.75	YoY % = 17.83 MoM % = 2.78	YoY % = 109.03 MoM % = 19.18	YoY % = 43.71 MoM % = 1.60

TRANSPORT FARE WATCH - DECEMBER 2020

Average Transport Fare by Categories -Ekiti State

DECEMBER 2020

BUS JOURNEY WITHIN CITY, PER DROP CONSTANT ROUTE	BUS JOURNEY INTERCITY, STATE ROUTE, CHARGE PER PERSON	AIR FARE CHARGE FOR SPECIFIED ROUTES SINGLE JOURNEY	JOURNEY BY MOTORCYCLE (OKADA) PER DROP	WATER TRANSPORT: WATER WAY PASSENGER TRANSPORTATION
N452.36	N2976.12	N35680.00	N235.11	N622.05

NOVEMBER 2020

BUS JOURNEY WITHIN CITY, PER DROP CONSTANT ROUTE	BUS JOURNEY INTERCITY, STATE ROUTE, CHARGE PER PERSON	AIR FARE CHARGE FOR SPECIFIED ROUTES SINGLE JOURNEY	JOURNEY BY MOTORCYCLE (OKADA) PER DROP	WATER TRANSPORT: WATER WAY PASSENGER TRANSPORTATION
N420.20	N2900.14	N35400.00	N225.34	N600.00

YoY % & MoM %

BUS JOURNEY WITHIN CITY, PER DROP CONSTANT ROUTE	BUS JOURNEY INTERCITY, STATE ROUTE, CHARGE PER PERSON	AIR FARE CHARGE FOR SPECIFIED ROUTES SINGLE JOURNEY	JOURNEY BY MOTORCYCLE (OKADA) PER DROP	WATER TRANSPORT: WATER WAY PASSENGER TRANSPORTATION
YoY % = 105.62 MoM % = 7.65	YoY % = 34.06 MoM % = 2.62	YoY % = 25.70 MoM % = 0.79	YoY % = 161.23 MoM % = 4.34	YoY % = 35.23 MoM % = 3.67

TRANSPORT FARE WATCH - DECEMBER 2020

Average Transport Fare by Categories -Enugu State

DECEMBER 2020

BUS JOURNEY WITHIN CITY, PER DROP CONSTANT ROUTE	BUS JOURNEY INTERCITY, STATE ROUTE, CHARGE PER PERSON	AIR FARE CHARGE FOR SPECIFIED ROUTES SINGLE JOURNEY	JOURNEY BY MOTORCYCLE (OKADA) PER DROP	WATER TRANSPORT: WATER WAY PASSENGER TRANSPORTATION
N300.29	N1670.26	N37500.00	N295.03	N760.21

NOVEMBER 2020

BUS JOURNEY WITHIN CITY, PER DROP CONSTANT ROUTE	BUS JOURNEY INTERCITY, STATE ROUTE, CHARGE PER PERSON	AIR FARE CHARGE FOR SPECIFIED ROUTES SINGLE JOURNEY	JOURNEY BY MOTORCYCLE (OKADA) PER DROP	WATER TRANSPORT: WATER WAY PASSENGER TRANSPORTATION
N297.45	N1642.12	N37300.00	N286.47	N750.00

YoY % & MoM %

BUS JOURNEY WITHIN CITY, PER DROP CONSTANT ROUTE	BUS JOURNEY INTERCITY, STATE ROUTE, CHARGE PER PERSON	AIR FARE CHARGE FOR SPECIFIED ROUTES SINGLE JOURNEY	JOURNEY BY MOTORCYCLE (OKADA) PER DROP	WATER TRANSPORT: WATER WAY PASSENGER TRANSPORTATION
YoY % = 80.90 MoM % = 0.95	YoY % = 73.26 MoM % = 1.71	YoY % = 14.68 MoM % = 0.54	YoY % = 84.39 MoM % = 2.99	YoY % = 35.99 MoM % = 1.36

TRANSPORT FARE WATCH - DECEMBER 2020

Average Transport Fare by Categories -Gombe State

DECEMBER 2020

BUS JOURNEY WITHIN CITY, PER DROP CONSTANT ROUTE	BUS JOURNEY INTERCITY, STATE ROUTE, CHARGE PER PERSON	AIR FARE CHARGE FOR SPECIFIED ROUTES SINGLE JOURNEY	JOURNEY BY MOTORCYCLE (OKADA) PER DROP	WATER TRANSPORT: WATER WAY PASSENGER TRANSPORTATION
N310.24	N1975.03	N34750.00	N197.45	N293.24

NOVEMBER 2020

BUS JOURNEY WITHIN CITY, PER DROP CONSTANT ROUTE	BUS JOURNEY INTERCITY, STATE ROUTE, CHARGE PER PERSON	AIR FARE CHARGE FOR SPECIFIED ROUTES SINGLE JOURNEY	JOURNEY BY MOTORCYCLE (OKADA) PER DROP	WATER TRANSPORT: WATER WAY PASSENGER TRANSPORTATION
N294.58	N1920.20	N34550.00	N186.25	N280.10

YoY % & MoM %

BUS JOURNEY WITHIN CITY, PER DROP CONSTANT ROUTE	BUS JOURNEY INTERCITY, STATE ROUTE, CHARGE PER PERSON	AIR FARE CHARGE FOR SPECIFIED ROUTES SINGLE JOURNEY	JOURNEY BY MOTORCYCLE (OKADA) PER DROP	WATER TRANSPORT: WATER WAY PASSENGER TRANSPORTATION
YoY % = 96.35 MoM % = 5.32	YoY % = 25.80 MoM % = 2.86	YoY % = 31.63 MoM % = 0.58	YoY % = 105.68 MoM % = 6.01	YoY % = 48.85 MoM % = 4.69

TRANSPORT FARE WATCH - DECEMBER 2020

Average Transport Fare by Categories -Imo State

DECEMBER 2020

BUS JOURNEY WITHIN CITY, PER DROP CONSTANT ROUTE	BUS JOURNEY INTERCITY, STATE ROUTE, CHARGE PER PERSON	AIR FARE CHARGE FOR SPECIFIED ROUTES SINGLE JOURNEY	JOURNEY BY MOTORCYCLE (OKADA) PER DROP	WATER TRANSPORT: WATER WAY PASSENGER TRANSPORTATION
N328.20	N2500.31	N37500.00	N397.42	N650.10

NOVEMBER 2020

BUS JOURNEY WITHIN CITY, PER DROP CONSTANT ROUTE	BUS JOURNEY INTERCITY, STATE ROUTE, CHARGE PER PERSON	AIR FARE CHARGE FOR SPECIFIED ROUTES SINGLE JOURNEY	JOURNEY BY MOTORCYCLE (OKADA) PER DROP	WATER TRANSPORT: WATER WAY PASSENGER TRANSPORTATION
N300.50	N2385.45	N37500.00	N350.14	N620.78

YoY % & MoM %

BUS JOURNEY WITHIN CITY, PER DROP CONSTANT ROUTE	BUS JOURNEY INTERCITY, STATE ROUTE, CHARGE PER PERSON	AIR FARE CHARGE FOR SPECIFIED ROUTES SINGLE JOURNEY	JOURNEY BY MOTORCYCLE (OKADA) PER DROP	WATER TRANSPORT: WATER WAY PASSENGER TRANSPORTATION
YoY % = 109.04	YoY % = 58.95	YoY % = 15.38	YoY % = 128.40	YoY % = 41.63
MoM % = 9.22	MoM % = 4.82	MoM % = 0.00	MoM % = 13.50	MoM % = 4.72

TRANSPORT FARE WATCH - DECEMBER 2020

Average Transport Fare by Categories -Jigawa State

DECEMBER 2020

BUS JOURNEY WITHIN CITY, PER DROP CONSTANT ROUTE	BUS JOURNEY INTERCITY, STATE ROUTE, CHARGE PER PERSON	AIR FARE CHARGE FOR SPECIFIED ROUTES SINGLE JOURNEY	JOURNEY BY MOTORCYCLE (OKADA) PER DROP	WATER TRANSPORT: WATER WAY PASSENGER TRANSPORTATION
N355.21	N2050.30	N38400.00	N190.10	N825.06

NOVEMBER 2020

BUS JOURNEY WITHIN CITY, PER DROP CONSTANT ROUTE	BUS JOURNEY INTERCITY, STATE ROUTE, CHARGE PER PERSON	AIR FARE CHARGE FOR SPECIFIED ROUTES SINGLE JOURNEY	JOURNEY BY MOTORCYCLE (OKADA) PER DROP	WATER TRANSPORT: WATER WAY PASSENGER TRANSPORTATION
N340.60	N2000.00	N38260.00	N183.24	N800.00

YoY % & MoM %

BUS JOURNEY WITHIN CITY, PER DROP CONSTANT ROUTE	BUS JOURNEY INTERCITY, STATE ROUTE, CHARGE PER PERSON	AIR FARE CHARGE FOR SPECIFIED ROUTES SINGLE JOURNEY	JOURNEY BY MOTORCYCLE (OKADA) PER DROP	WATER TRANSPORT: WATER WAY PASSENGER TRANSPORTATION
YoY % = 122.01 MoM % = 4.29	YoY % = 46.55 MoM % = 2.52	YoY % = 8.78 MoM % = 0.37	YoY % = 183.73 MoM % = 3.74	YoY % = 58.67 MoM % = 3.13

TRANSPORT FARE WATCH - DECEMBER 2020

Average Transport Fare by Categories -Kaduna State

DECEMBER 2020

BUS JOURNEY WITHIN CITY, PER DROP CONSTANT ROUTE	BUS JOURNEY INTERCITY, STATE ROUTE, CHARGE PER PERSON	AIR FARE CHARGE FOR SPECIFIED ROUTES SINGLE JOURNEY	JOURNEY BY MOTORCYCLE (OKADA) PER DROP	WATER TRANSPORT: WATER WAY PASSENGER TRANSPORTATION
N350.87	N2300.93	N37450.00	N170.60	N450.10

NOVEMBER 2020

BUS JOURNEY WITHIN CITY, PER DROP CONSTANT ROUTE	BUS JOURNEY INTERCITY, STATE ROUTE, CHARGE PER PERSON	AIR FARE CHARGE FOR SPECIFIED ROUTES SINGLE JOURNEY	JOURNEY BY MOTORCYCLE (OKADA) PER DROP	WATER TRANSPORT: WATER WAY PASSENGER TRANSPORTATION
N340.26	N2100.55	N37300.00	N168.99	N400.00

YoY % & MoM %

BUS JOURNEY WITHIN CITY, PER DROP CONSTANT ROUTE	BUS JOURNEY INTERCITY, STATE ROUTE, CHARGE PER PERSON	AIR FARE CHARGE FOR SPECIFIED ROUTES SINGLE JOURNEY	JOURNEY BY MOTORCYCLE (OKADA) PER DROP	WATER TRANSPORT: WATER WAY PASSENGER TRANSPORTATION
YoY % = 84.67 MoM % = 3.12	YoY % = 68.20 MoM % = 9.54	YoY % = 15.27 MoM % = 0.40	YoY % = 79.58 MoM % = 0.95	YoY % = 40.66 MoM % = 12.53

TRANSPORT FARE WATCH - DECEMBER 2020

Average Transport Fare by Categories -Kano State

DECEMBER 2020

BUS JOURNEY WITHIN CITY, PER DROP CONSTANT ROUTE	BUS JOURNEY INTERCITY, STATE ROUTE, CHARGE PER PERSON	AIR FARE CHARGE FOR SPECIFIED ROUTES SINGLE JOURNEY	JOURNEY BY MOTORCYCLE (OKADA) PER DROP	WATER TRANSPORT: WATER WAY PASSENGER TRANSPORTATION
N389.74	N1876.33	N35600.00	N235.55	N520.10

NOVEMBER 2020

BUS JOURNEY WITHIN CITY, PER DROP CONSTANT ROUTE	BUS JOURNEY INTERCITY, STATE ROUTE, CHARGE PER PERSON	AIR FARE CHARGE FOR SPECIFIED ROUTES SINGLE JOURNEY	JOURNEY BY MOTORCYCLE (OKADA) PER DROP	WATER TRANSPORT: WATER WAY PASSENGER TRANSPORTATION
N355.20	N1820.60	N35200.00	N220.18	N500.00

YoY % & MoM %

BUS JOURNEY WITHIN CITY, PER DROP CONSTANT ROUTE	BUS JOURNEY INTERCITY, STATE ROUTE, CHARGE PER PERSON	AIR FARE CHARGE FOR SPECIFIED ROUTES SINGLE JOURNEY	JOURNEY BY MOTORCYCLE (OKADA) PER DROP	WATER TRANSPORT: WATER WAY PASSENGER TRANSPORTATION
YoY % = 105.13 MoM % = 9.72	YoY % = 70.58 MoM % = 3.06	YoY % = 40.16 MoM % = 1.14	YoY % = 161.72 MoM % = 6.98	YoY % = 45.69 MoM % = 4.02

TRANSPORT FARE WATCH - DECEMBER 2020

Average Transport Fare by Categories -Katsina State

DECEMBER 2020

BUS JOURNEY WITHIN CITY, PER DROP CONSTANT ROUTE	BUS JOURNEY INTERCITY, STATE ROUTE, CHARGE PER PERSON	AIR FARE CHARGE FOR SPECIFIED ROUTES SINGLE JOURNEY	JOURNEY BY MOTORCYCLE (OKADA) PER DROP	WATER TRANSPORT: WATER WAY PASSENGER TRANSPORTATION
N340.23	N2900.40	N35500.00	N130.25	N680.17

NOVEMBER 2020

BUS JOURNEY WITHIN CITY, PER DROP CONSTANT ROUTE	BUS JOURNEY INTERCITY, STATE ROUTE, CHARGE PER PERSON	AIR FARE CHARGE FOR SPECIFIED ROUTES SINGLE JOURNEY	JOURNEY BY MOTORCYCLE (OKADA) PER DROP	WATER TRANSPORT: WATER WAY PASSENGER TRANSPORTATION
N305.80	N2782.10	N35200.00	N110.40	N650.17

YoY % & MoM %

BUS JOURNEY WITHIN CITY, PER DROP CONSTANT ROUTE	BUS JOURNEY INTERCITY, STATE ROUTE, CHARGE PER PERSON	AIR FARE CHARGE FOR SPECIFIED ROUTES SINGLE JOURNEY	JOURNEY BY MOTORCYCLE (OKADA) PER DROP	WATER TRANSPORT: WATER WAY PASSENGER TRANSPORTATION
YoY % = 64.36	YoY % = 61.13	YoY % = 44.31	YoY % = 91.54	YoY % = 59.66
MoM % = 11.26	MoM % = 4.25	MoM % = 0.85	MoM % = 17.98	MoM % = 4.61

TRANSPORT FARE WATCH - DECEMBER 2020

Average Transport Fare by Categories -Kebbi State

DECEMBER 2020

BUS JOURNEY WITHIN CITY, PER DROP CONSTANT ROUTE	BUS JOURNEY INTERCITY, STATE ROUTE, CHARGE PER PERSON	AIR FARE CHARGE FOR SPECIFIED ROUTES SINGLE JOURNEY	JOURNEY BY MOTORCYCLE (OKADA) PER DROP	WATER TRANSPORT: WATER WAY PASSENGER TRANSPORTATION
N250.15	N2350.22	N35000.00	N146.25	N349.64

NOVEMBER 2020

BUS JOURNEY WITHIN CITY, PER DROP CONSTANT ROUTE	BUS JOURNEY INTERCITY, STATE ROUTE, CHARGE PER PERSON	AIR FARE CHARGE FOR SPECIFIED ROUTES SINGLE JOURNEY	JOURNEY BY MOTORCYCLE (OKADA) PER DROP	WATER TRANSPORT: WATER WAY PASSENGER TRANSPORTATION
N220.30	N2300.00	N35000.00	N140.28	N300.00

YoY % & MoM %

BUS JOURNEY WITHIN CITY, PER DROP CONSTANT ROUTE	BUS JOURNEY INTERCITY, STATE ROUTE, CHARGE PER PERSON	AIR FARE CHARGE FOR SPECIFIED ROUTES SINGLE JOURNEY	JOURNEY BY MOTORCYCLE (OKADA) PER DROP	WATER TRANSPORT: WATER WAY PASSENGER TRANSPORTATION
YoY % = -4.89 MoM % = 13.55	YoY % = 33.01 MoM % = 2.18	YoY % = 8.06 MoM % = 0.00	YoY % = 108.93 MoM % = 4.26	YoY % = 53.35 MoM % = 16.55

TRANSPORT FARE WATCH - DECEMBER 2020

Average Transport Fare by Categories -Kogi State

DECEMBER 2020

BUS JOURNEY WITHIN CITY, PER DROP CONSTANT ROUTE	BUS JOURNEY INTERCITY, STATE ROUTE, CHARGE PER PERSON	AIR FARE CHARGE FOR SPECIFIED ROUTES SINGLE JOURNEY	JOURNEY BY MOTORCYCLE (OKADA) PER DROP	WATER TRANSPORT: WATER WAY PASSENGER TRANSPORTATION
N353.28	N2958.73	N35400.00	N396.37	N800.07

NOVEMBER 2020

BUS JOURNEY WITHIN CITY, PER DROP CONSTANT ROUTE	BUS JOURNEY INTERCITY, STATE ROUTE, CHARGE PER PERSON	AIR FARE CHARGE FOR SPECIFIED ROUTES SINGLE JOURNEY	JOURNEY BY MOTORCYCLE (OKADA) PER DROP	WATER TRANSPORT: WATER WAY PASSENGER TRANSPORTATION
N345.30	N2900.10	N35250.00	N390.15	N765.10

YoY % & MoM %

BUS JOURNEY WITHIN CITY, PER DROP CONSTANT ROUTE	BUS JOURNEY INTERCITY, STATE ROUTE, CHARGE PER PERSON	AIR FARE CHARGE FOR SPECIFIED ROUTES SINGLE JOURNEY	JOURNEY BY MOTORCYCLE (OKADA) PER DROP	WATER TRANSPORT: WATER WAY PASSENGER TRANSPORTATION
YoY % = 44.20	YoY % = 47.71	YoY % = 12.74	YoY % = 98.19	YoY % = 48.16
MoM % = 2.31	MoM % = 2.02	MoM % = 0.43	MoM % = 1.59	MoM % = 4.57

TRANSPORT FARE WATCH - DECEMBER 2020

Average Transport Fare by Categories -Kwara State

DECEMBER 2020

BUS JOURNEY WITHIN CITY, PER DROP CONSTANT ROUTE	BUS JOURNEY INTERCITY, STATE ROUTE, CHARGE PER PERSON	AIR FARE CHARGE FOR SPECIFIED ROUTES SINGLE JOURNEY	JOURNEY BY MOTORCYCLE (OKADA) PER DROP	WATER TRANSPORT: WATER WAY PASSENGER TRANSPORTATION
N270.22	N2300.45	N35650.00	N393.24	N900.10

NOVEMBER 2020

BUS JOURNEY WITHIN CITY, PER DROP CONSTANT ROUTE	BUS JOURNEY INTERCITY, STATE ROUTE, CHARGE PER PERSON	AIR FARE CHARGE FOR SPECIFIED ROUTES SINGLE JOURNEY	JOURNEY BY MOTORCYCLE (OKADA) PER DROP	WATER TRANSPORT: WATER WAY PASSENGER TRANSPORTATION
N260.14	N2100.00	N35500.00	N345.10	N850.60

YoY % & MoM %

BUS JOURNEY WITHIN CITY, PER DROP CONSTANT ROUTE	BUS JOURNEY INTERCITY, STATE ROUTE, CHARGE PER PERSON	AIR FARE CHARGE FOR SPECIFIED ROUTES SINGLE JOURNEY	JOURNEY BY MOTORCYCLE (OKADA) PER DROP	WATER TRANSPORT: WATER WAY PASSENGER TRANSPORTATION
YoY % = 68.89	YoY % = 24.55	YoY % = 1.11	YoY % = 118.47	YoY % = 41.97
MoM % = 3.87	MoM % = 9.55	MoM % = 0.42	MoM % = 13.95	MoM % = 5.82

TRANSPORT FARE WATCH - DECEMBER 2020

Average Transport Fare by Categories -Lagos State

DECEMBER 2020

BUS JOURNEY WITHIN CITY, PER DROP CONSTANT ROUTE	BUS JOURNEY INTERCITY, STATE ROUTE, CHARGE PER PERSON	AIR FARE CHARGE FOR SPECIFIED ROUTES SINGLE JOURNEY	JOURNEY BY MOTORCYCLE (OKADA) PER DROP	WATER TRANSPORT: WATER WAY PASSENGER TRANSPORTATION
N420.87	N3250.60	N38550.00	N386.90	N799.55

NOVEMBER 2020

BUS JOURNEY WITHIN CITY, PER DROP CONSTANT ROUTE	BUS JOURNEY INTERCITY, STATE ROUTE, CHARGE PER PERSON	AIR FARE CHARGE FOR SPECIFIED ROUTES SINGLE JOURNEY	JOURNEY BY MOTORCYCLE (OKADA) PER DROP	WATER TRANSPORT: WATER WAY PASSENGER TRANSPORTATION
N408.64	N3100.45	N38400.00	N350.10	N764.12

YoY % & MoM %

BUS JOURNEY WITHIN CITY, PER DROP CONSTANT ROUTE	BUS JOURNEY INTERCITY, STATE ROUTE, CHARGE PER PERSON	AIR FARE CHARGE FOR SPECIFIED ROUTES SINGLE JOURNEY	JOURNEY BY MOTORCYCLE (OKADA) PER DROP	WATER TRANSPORT: WATER WAY PASSENGER TRANSPORTATION
YoY % = 55.88 MoM % = 2.99	YoY % = 41.45 MoM % = 4.84	YoY % = 15.12 MoM % = 0.39	YoY % = 93.45 MoM % = 10.51	YoY % = 59.91 MoM % = 4.64

TRANSPORT FARE WATCH - DECEMBER 2020

Average Transport Fare by Categories -Nasarawa State

DECEMBER 2020

BUS JOURNEY WITHIN CITY, PER DROP CONSTANT ROUTE	BUS JOURNEY INTERCITY, STATE ROUTE, CHARGE PER PERSON	AIR FARE CHARGE FOR SPECIFIED ROUTES SINGLE JOURNEY	JOURNEY BY MOTORCYCLE (OKADA) PER DROP	WATER TRANSPORT: WATER WAY PASSENGER TRANSPORTATION
N450.22	N2250.60	N35500.00	N250.14	N635.34

NOVEMBER 2020

BUS JOURNEY WITHIN CITY, PER DROP CONSTANT ROUTE	BUS JOURNEY INTERCITY, STATE ROUTE, CHARGE PER PERSON	AIR FARE CHARGE FOR SPECIFIED ROUTES SINGLE JOURNEY	JOURNEY BY MOTORCYCLE (OKADA) PER DROP	WATER TRANSPORT: WATER WAY PASSENGER TRANSPORTATION
N438.45	N2200.00	N35400.00	N210.35	N600.12

YoY % & MoM %

BUS JOURNEY WITHIN CITY, PER DROP CONSTANT ROUTE	BUS JOURNEY INTERCITY, STATE ROUTE, CHARGE PER PERSON	AIR FARE CHARGE FOR SPECIFIED ROUTES SINGLE JOURNEY	JOURNEY BY MOTORCYCLE (OKADA) PER DROP	WATER TRANSPORT: WATER WAY PASSENGER TRANSPORTATION
YoY % = 73.16	YoY % = 40.93	YoY % = 38.67	YoY % = 81.26	YoY % = 58.84
MoM % = 2.68	MoM % = 2.30	MoM % = 0.28	MoM % = 18.92	MoM % = -5.87

TRANSPORT FARE WATCH - DECEMBER 2020

Average Transport Fare by Categories -Niger State

DECEMBER 2020

BUS JOURNEY WITHIN CITY, PER DROP CONSTANT ROUTE	BUS JOURNEY INTERCITY, STATE ROUTE, CHARGE PER PERSON	AIR FARE CHARGE FOR SPECIFIED ROUTES SINGLE JOURNEY	JOURNEY BY MOTORCYCLE (OKADA) PER DROP	WATER TRANSPORT: WATER WAY PASSENGER TRANSPORTATION
N386.29	N2150.64	N36700.00	N1575.70	N350.20

NOVEMBER 2020

BUS JOURNEY WITHIN CITY, PER DROP CONSTANT ROUTE	BUS JOURNEY INTERCITY, STATE ROUTE, CHARGE PER PERSON	AIR FARE CHARGE FOR SPECIFIED ROUTES SINGLE JOURNEY	JOURNEY BY MOTORCYCLE (OKADA) PER DROP	WATER TRANSPORT: WATER WAY PASSENGER TRANSPORTATION
N350.67	N2000.00	N36550.00	N1520.46	N330.85

YoY % & MoM %

BUS JOURNEY WITHIN CITY, PER DROP CONSTANT ROUTE	BUS JOURNEY INTERCITY, STATE ROUTE, CHARGE PER PERSON	AIR FARE CHARGE FOR SPECIFIED ROUTES SINGLE JOURNEY	JOURNEY BY MOTORCYCLE (OKADA) PER DROP	WATER TRANSPORT: WATER WAY PASSENGER TRANSPORTATION
YoY % = 129.93 MoM % = 10.16	YoY % = 35.60 MoM % = 7.53	YoY % = 18.39 MoM % = 0.41	YoY % = 1650.78 MoM % = 3.63	YoY % = 66.76 MoM % = 5.85

TRANSPORT FARE WATCH - DECEMBER 2020

Average Transport Fare by Categories -Ogun State

DECEMBER 2020

BUS JOURNEY WITHIN CITY, PER DROP CONSTANT ROUTE	BUS JOURNEY INTERCITY, STATE ROUTE, CHARGE PER PERSON	AIR FARE CHARGE FOR SPECIFIED ROUTES SINGLE JOURNEY	JOURNEY BY MOTORCYCLE (OKADA) PER DROP	WATER TRANSPORT: WATER WAY PASSENGER TRANSPORTATION
N350.08	N2060.70	N35850.00	N178.07	N994.30

NOVEMBER 2020

BUS JOURNEY WITHIN CITY, PER DROP CONSTANT ROUTE	BUS JOURNEY INTERCITY, STATE ROUTE, CHARGE PER PERSON	AIR FARE CHARGE FOR SPECIFIED ROUTES SINGLE JOURNEY	JOURNEY BY MOTORCYCLE (OKADA) PER DROP	WATER TRANSPORT: WATER WAY PASSENGER TRANSPORTATION
N346.80	N2000.50	N35600.00	N170.90	N989.40

YoY % & MoM %

BUS JOURNEY WITHIN CITY, PER DROP CONSTANT ROUTE	BUS JOURNEY INTERCITY, STATE ROUTE, CHARGE PER PERSON	AIR FARE CHARGE FOR SPECIFIED ROUTES SINGLE JOURNEY	JOURNEY BY MOTORCYCLE (OKADA) PER DROP	WATER TRANSPORT: WATER WAY PASSENGER TRANSPORTATION
YoY % = 108.38 MoM % = 0.95	YoY % = 71.73 MoM % = 3.01	YoY % = 16.02 MoM % = 0.70	YoY % = -10.07 MoM % = 4.20	YoY % = 21.26 MoM % = 0.50

TRANSPORT FARE WATCH - DECEMBER 2020

Average Transport Fare by Categories -Ondo State

DECEMBER 2020

BUS JOURNEY WITHIN CITY, PER DROP CONSTANT ROUTE	BUS JOURNEY INTERCITY, STATE ROUTE, CHARGE PER PERSON	AIR FARE CHARGE FOR SPECIFIED ROUTES SINGLE JOURNEY	JOURNEY BY MOTORCYCLE (OKADA) PER DROP	WATER TRANSPORT: WATER WAY PASSENGER TRANSPORTATION
N387.92	N2654.31	N35350.00	N370.22	N850.20

NOVEMBER 2020

BUS JOURNEY WITHIN CITY, PER DROP CONSTANT ROUTE	BUS JOURNEY INTERCITY, STATE ROUTE, CHARGE PER PERSON	AIR FARE CHARGE FOR SPECIFIED ROUTES SINGLE JOURNEY	JOURNEY BY MOTORCYCLE (OKADA) PER DROP	WATER TRANSPORT: WATER WAY PASSENGER TRANSPORTATION
N360.40	N2500.00	N35200.00	N345.20	N800.30

YoY % & MoM %

BUS JOURNEY WITHIN CITY, PER DROP CONSTANT ROUTE	BUS JOURNEY INTERCITY, STATE ROUTE, CHARGE PER PERSON	AIR FARE CHARGE FOR SPECIFIED ROUTES SINGLE JOURNEY	JOURNEY BY MOTORCYCLE (OKADA) PER DROP	WATER TRANSPORT: WATER WAY PASSENGER TRANSPORTATION
YoY % = 117.93 MoM % = 7.64	YoY % = 39.70 MoM % = 6.17	YoY % = 8.60 MoM % = 0.43	YoY % = 95.88 MoM % = 7.25	YoY % = 21.46 MoM % = 6.24

TRANSPORT FARE WATCH - DECEMBER 2020

Average Transport Fare by Categories -Osun State

DECEMBER 2020

BUS JOURNEY WITHIN CITY, PER DROP CONSTANT ROUTE	BUS JOURNEY INTERCITY, STATE ROUTE, CHARGE PER PERSON	AIR FARE CHARGE FOR SPECIFIED ROUTES SINGLE JOURNEY	JOURNEY BY MOTORCYCLE (OKADA) PER DROP	WATER TRANSPORT: WATER WAY PASSENGER TRANSPORTATION
N300.40	N1920.79	N35400.00	N290.10	N650.14

NOVEMBER 2020

BUS JOURNEY WITHIN CITY, PER DROP CONSTANT ROUTE	BUS JOURNEY INTERCITY, STATE ROUTE, CHARGE PER PERSON	AIR FARE CHARGE FOR SPECIFIED ROUTES SINGLE JOURNEY	JOURNEY BY MOTORCYCLE (OKADA) PER DROP	WATER TRANSPORT: WATER WAY PASSENGER TRANSPORTATION
N289.47	N1899.77	N35200.00	N280.12	N605.55

YoY % & MoM %

BUS JOURNEY WITHIN CITY, PER DROP CONSTANT ROUTE	BUS JOURNEY INTERCITY, STATE ROUTE, CHARGE PER PERSON	AIR FARE CHARGE FOR SPECIFIED ROUTES SINGLE JOURNEY	JOURNEY BY MOTORCYCLE (OKADA) PER DROP	WATER TRANSPORT: WATER WAY PASSENGER TRANSPORTATION
YoY % = 72.64 MoM % = 3.78	YoY % = 60.47 MoM % = 1.11	YoY % = 38.28 MoM % = 0.57	YoY % = 72.68 MoM % = 3.56	YoY % = 33.77 MoM % = 7.36

TRANSPORT FARE WATCH - DECEMBER 2020

Average Transport Fare by Categories -Oyo State

DECEMBER 2020

BUS JOURNEY WITHIN CITY, PER DROP CONSTANT ROUTE	BUS JOURNEY INTERCITY, STATE ROUTE, CHARGE PER PERSON	AIR FARE CHARGE FOR SPECIFIED ROUTES SINGLE JOURNEY	JOURNEY BY MOTORCYCLE (OKADA) PER DROP	WATER TRANSPORT: WATER WAY PASSENGER TRANSPORTATION
N385.39	N2395.13	N35350.00	N245.10	N600.00

NOVEMBER 2020

BUS JOURNEY WITHIN CITY, PER DROP CONSTANT ROUTE	BUS JOURNEY INTERCITY, STATE ROUTE, CHARGE PER PERSON	AIR FARE CHARGE FOR SPECIFIED ROUTES SINGLE JOURNEY	JOURNEY BY MOTORCYCLE (OKADA) PER DROP	WATER TRANSPORT: WATER WAY PASSENGER TRANSPORTATION
N370.29	N2387.16	N35270.40	N220.00	N595.55

YoY % & MoM %

BUS JOURNEY WITHIN CITY, PER DROP CONSTANT ROUTE	BUS JOURNEY INTERCITY, STATE ROUTE, CHARGE PER PERSON	AIR FARE CHARGE FOR SPECIFIED ROUTES SINGLE JOURNEY	JOURNEY BY MOTORCYCLE (OKADA) PER DROP	WATER TRANSPORT: WATER WAY PASSENGER TRANSPORTATION
YoY % = 92.70 MoM % = 4.08	YoY % = 50.83 MoM % = 0.33	YoY % = 37.55 MoM % = 0.23	YoY % = 206.38 MoM % = 11.41	YoY % = 26.85 MoM % = 0.75

TRANSPORT FARE WATCH - DECEMBER 2020

Average Transport Fare by Categories -Plateau State

DECEMBER 2020

BUS JOURNEY WITHIN CITY, PER DROP CONSTANT ROUTE	BUS JOURNEY INTERCITY, STATE ROUTE, CHARGE PER PERSON	AIR FARE CHARGE FOR SPECIFIED ROUTES SINGLE JOURNEY	JOURNEY BY MOTORCYCLE (OKADA) PER DROP	WATER TRANSPORT: WATER WAY PASSENGER TRANSPORTATION
N394.55	N3070.20	N36500.00	N300.05	N640.20

NOVEMBER 2020

BUS JOURNEY WITHIN CITY, PER DROP CONSTANT ROUTE	BUS JOURNEY INTERCITY, STATE ROUTE, CHARGE PER PERSON	AIR FARE CHARGE FOR SPECIFIED ROUTES SINGLE JOURNEY	JOURNEY BY MOTORCYCLE (OKADA) PER DROP	WATER TRANSPORT: WATER WAY PASSENGER TRANSPORTATION
N388.49	N3025.81	N36450.00	N273.40	N600.00

YoY % & MoM %

BUS JOURNEY WITHIN CITY, PER DROP CONSTANT ROUTE	BUS JOURNEY INTERCITY, STATE ROUTE, CHARGE PER PERSON	AIR FARE CHARGE FOR SPECIFIED ROUTES SINGLE JOURNEY	JOURNEY BY MOTORCYCLE (OKADA) PER DROP	WATER TRANSPORT: WATER WAY PASSENGER TRANSPORTATION
YoY % = 79.34 MoM % = 1.56	YoY % = 33.60 MoM % = 1.47	YoY % = 31.06 MoM % = 0.14	YoY % = 219.20 MoM % = 9.75	YoY % = 73.50 MoM % = 6.70

TRANSPORT FARE WATCH - DECEMBER 2020

Average Transport Fare by Categories -Rivers State

DECEMBER 2020

BUS JOURNEY WITHIN CITY, PER DROP CONSTANT ROUTE	BUS JOURNEY INTERCITY, STATE ROUTE, CHARGE PER PERSON	AIR FARE CHARGE FOR SPECIFIED ROUTES SINGLE JOURNEY	JOURNEY BY MOTORCYCLE (OKADA) PER DROP	WATER TRANSPORT: WATER WAY PASSENGER TRANSPORTATION
N245.30	N2100.15	N38250.00	N374.08	N2200.00

NOVEMBER 2020

BUS JOURNEY WITHIN CITY, PER DROP CONSTANT ROUTE	BUS JOURNEY INTERCITY, STATE ROUTE, CHARGE PER PERSON	AIR FARE CHARGE FOR SPECIFIED ROUTES SINGLE JOURNEY	JOURNEY BY MOTORCYCLE (OKADA) PER DROP	WATER TRANSPORT: WATER WAY PASSENGER TRANSPORTATION
N230.74	N2000.00	N38100.00	N355.00	N2185.10

YoY % & MoM %

BUS JOURNEY WITHIN CITY, PER DROP CONSTANT ROUTE	BUS JOURNEY INTERCITY, STATE ROUTE, CHARGE PER PERSON	AIR FARE CHARGE FOR SPECIFIED ROUTES SINGLE JOURNEY	JOURNEY BY MOTORCYCLE (OKADA) PER DROP	WATER TRANSPORT: WATER WAY PASSENGER TRANSPORTATION
YoY % = 56.24 MoM % = 6.31	YoY % = 31.26 MoM % = 5.01	YoY % = 7.90 MoM % = 0.39	YoY % = 43.88 MoM % = 5.37	YoY % = 22.29 MoM % = 0.68

TRANSPORT FARE WATCH - DECEMBER 2020

Average Transport Fare by Categories -Sokoto State

DECEMBER 2020

BUS JOURNEY WITHIN CITY, PER DROP CONSTANT ROUTE	BUS JOURNEY INTERCITY, STATE ROUTE, CHARGE PER PERSON	AIR FARE CHARGE FOR SPECIFIED ROUTES SINGLE JOURNEY	JOURNEY BY MOTORCYCLE (OKADA) PER DROP	WATER TRANSPORT: WATER WAY PASSENGER TRANSPORTATION
N300.00	N3255.20	N33500.00	N165.20	N650.85

NOVEMBER 2020

BUS JOURNEY WITHIN CITY, PER DROP CONSTANT ROUTE	BUS JOURNEY INTERCITY, STATE ROUTE, CHARGE PER PERSON	AIR FARE CHARGE FOR SPECIFIED ROUTES SINGLE JOURNEY	JOURNEY BY MOTORCYCLE (OKADA) PER DROP	WATER TRANSPORT: WATER WAY PASSENGER TRANSPORTATION
N250.06	N3100.00	N33200.00	N160.25	N600.00

YoY % & MoM %

BUS JOURNEY WITHIN CITY, PER DROP CONSTANT ROUTE	BUS JOURNEY INTERCITY, STATE ROUTE, CHARGE PER PERSON	AIR FARE CHARGE FOR SPECIFIED ROUTES SINGLE JOURNEY	JOURNEY BY MOTORCYCLE (OKADA) PER DROP	WATER TRANSPORT: WATER WAY PASSENGER TRANSPORTATION
YoY % = 105.48 MoM % = 19.97	YoY % = 71.33 MoM % = 5.01	YoY % = 32.41 MoM % = 0.90	YoY % = 75.74 MoM % = 3.09	YoY % = 48.94 MoM % = 8.48

TRANSPORT FARE WATCH - DECEMBER 2020

Average Transport Fare by Categories -Taraba State

DECEMBER 2020

BUS JOURNEY WITHIN CITY, PER DROP CONSTANT ROUTE	BUS JOURNEY INTERCITY, STATE ROUTE, CHARGE PER PERSON	AIR FARE CHARGE FOR SPECIFIED ROUTES SINGLE JOURNEY	JOURNEY BY MOTORCYCLE (OKADA) PER DROP	WATER TRANSPORT: WATER WAY PASSENGER TRANSPORTATION
N400.15	N2250.61	N35450.00	N395.25	N368.70

NOVEMBER 2020

BUS JOURNEY WITHIN CITY, PER DROP CONSTANT ROUTE	BUS JOURNEY INTERCITY, STATE ROUTE, CHARGE PER PERSON	AIR FARE CHARGE FOR SPECIFIED ROUTES SINGLE JOURNEY	JOURNEY BY MOTORCYCLE (OKADA) PER DROP	WATER TRANSPORT: WATER WAY PASSENGER TRANSPORTATION
N350.47	N2196.23	N35250.00	N360.40	N328.25

YoY % & MoM %

BUS JOURNEY WITHIN CITY, PER DROP CONSTANT ROUTE	BUS JOURNEY INTERCITY, STATE ROUTE, CHARGE PER PERSON	AIR FARE CHARGE FOR SPECIFIED ROUTES SINGLE JOURNEY	JOURNEY BY MOTORCYCLE (OKADA) PER DROP	WATER TRANSPORT: WATER WAY PASSENGER TRANSPORTATION
YoY % = 64.67 MoM % = 14.18	YoY % = 25.38 MoM % = 2.48	YoY % = 34.18 MoM % = 0.57	YoY % = 108.03 MoM % = 9.67	YoY % = 6.56 MoM % = 12.32

TRANSPORT FARE WATCH - DECEMBER 2020

Average Transport Fare by Categories -Yobe State

DECEMBER 2020

BUS JOURNEY WITHIN CITY, PER DROP CONSTANT ROUTE	BUS JOURNEY INTERCITY, STATE ROUTE, CHARGE PER PERSON	AIR FARE CHARGE FOR SPECIFIED ROUTES SINGLE JOURNEY	JOURNEY BY MOTORCYCLE (OKADA) PER DROP	WATER TRANSPORT: WATER WAY PASSENGER TRANSPORTATION
N350.55	N1955.64	N37250.00	N397.45	N500.00

NOVEMBER 2020

BUS JOURNEY WITHIN CITY, PER DROP CONSTANT ROUTE	BUS JOURNEY INTERCITY, STATE ROUTE, CHARGE PER PERSON	AIR FARE CHARGE FOR SPECIFIED ROUTES SINGLE JOURNEY	JOURNEY BY MOTORCYCLE (OKADA) PER DROP	WATER TRANSPORT: WATER WAY PASSENGER TRANSPORTATION
N320.91	N1900.00	N37000.00	N347.12	N485.26

YoY % & MoM %

BUS JOURNEY WITHIN CITY, PER DROP CONSTANT ROUTE	BUS JOURNEY INTERCITY, STATE ROUTE, CHARGE PER PERSON	AIR FARE CHARGE FOR SPECIFIED ROUTES SINGLE JOURNEY	JOURNEY BY MOTORCYCLE (OKADA) PER DROP	WATER TRANSPORT: WATER WAY PASSENGER TRANSPORTATION
YoY % = 119.09 MoM % = 9.24	YoY % = 51.95 MoM % = 2.93	YoY % = 22.13 MoM % = 0.68	YoY % = 122.04 MoM % = 14.50	YoY % = 38.89 MoM % = 3.04

TRANSPORT FARE WATCH - DECEMBER 2020

Average Transport Fare by Categories -Zamfara State

DECEMBER 2020

BUS JOURNEY WITHIN CITY, PER DROP CONSTANT ROUTE	BUS JOURNEY INTERCITY, STATE ROUTE, CHARGE PER PERSON	AIR FARE CHARGE FOR SPECIFIED ROUTES SINGLE JOURNEY	JOURNEY BY MOTORCYCLE (OKADA) PER DROP	WATER TRANSPORT: WATER WAY PASSENGER TRANSPORTATION
N600.50	N1800.00	N36350.00	N195.02	N550.40

NOVEMBER 2020

BUS JOURNEY WITHIN CITY, PER DROP CONSTANT ROUTE	BUS JOURNEY INTERCITY, STATE ROUTE, CHARGE PER PERSON	AIR FARE CHARGE FOR SPECIFIED ROUTES SINGLE JOURNEY	JOURNEY BY MOTORCYCLE (OKADA) PER DROP	WATER TRANSPORT: WATER WAY PASSENGER TRANSPORTATION
N595.22	N1790.10	N36200.00	N185.64	N500.00

YoY % & MoM %

BUS JOURNEY WITHIN CITY, PER DROP CONSTANT ROUTE	BUS JOURNEY INTERCITY, STATE ROUTE, CHARGE PER PERSON	AIR FARE CHARGE FOR SPECIFIED ROUTES SINGLE JOURNEY	JOURNEY BY MOTORCYCLE (OKADA) PER DROP	WATER TRANSPORT: WATER WAY PASSENGER TRANSPORTATION
YoY % = 79.79 MoM % = 0.89	YoY % = 44.58 MoM % = 0.55	YoY % = 12.09 MoM % = 0.41	YoY % = 143.78 MoM % = 5.05	YoY % = 55.04 MoM % = 10.08

METHODOLOGY

Field work is done solely by over 700 NBS Staff in all States of the federation supported by supervisors who are monitored by internal and external observers.

Prices are collected across all the 774 local governments across all States and the FCT from over 10,000 respondents and locations and reflect actual prices households state they actually bought those fuels together with the prices reportedly sold by the fuel suppliers.

The average of all these prices is then reported for each state and the average for the country is the average for the state.

NBS audit team subsequently conducts randomly selected verification of prices recorded.

Acknowledgements

We acknowledge our technical partners, Proshare in the design, concept and production of this publication.

Contact Us

@nigerianstat

NBSNigeria

www.nigerianstat.gov.ng

Head Office Address
Plot 762,IndependenceAvenue,Central Business District,FCT, Abuja Nigeria.

+234 803 386 5388

feedback@nigerianstat.gov.ng